

World University Rankings® **BRICS 2019**

The Top 250 Universities in BRICS 2019



THINK BIG.

To us, **THINK BIG** means more than **11,500 students** from over 70 countries worldwide, **100 diverse programmes of study**, including 8 master degrees in cooperation with other leading universities, and **25 research centres** engaged in cutting-edge research. It means being the first university in Europe to achieve **5 QS Stars** for distance learning education, and being recognised as **global leaders in blockchain education**. It means a **leading Medical School** in collaboration with St George's, University of London, offering fully integrated clinical training programmes spanning three continents. But it also means an unforgettable student experience, at the most dynamic, vibrant and **ever-expanding urban campus** in Cyprus.

Welcome to the largest university in Cyprus.

Welcome to the University of Nicosia.

46 Makedonitissas Avenue, P.O. Box 24005, 1700 Nicosia,
Tel. (main): 22841500
Tel. (admissions): 22841928
E-mail: admissions@unic.ac.cy
unic.ac.cy

 [UniversityofNicosia](https://www.facebook.com/UniversityofNicosia)
 [Uni_of_Nicosia](https://twitter.com/Uni_of_Nicosia)
 [universityofnicosia](https://www.instagram.com/universityofnicosia)
 [UniversityNicosia](https://www.youtube.com/UniversityNicosia)



UNIVERSITY *of*
NICOSIA

QS World University Rankings®

BRICS 2019: Welcome



Selina Griffin
Rankings Manager
QS Quacquarelli Symonds

Dennis Yu
Rankings Analyst
QS Quacquarelli Symonds

This year, we have increased the number of universities we are ranking in the BRICS university ranking all the way up to 400 – an increase of 100 universities from the 2018 edition, and a testament to both our expanding datasets and our concomitantly increasing evaluative capacity.

The methodology for BRICS remains based on eight indicators. Academic and employer reputation form the cornerstone of this ranking, amounting to 50% of the weighting between them. The importance of the reputational indicators in our methodology is only possible due to the sample sizes, with over 125,000 academic and employer responses contributing to these indicators across our rankings. The importance of employer reputation is also of considerable importance both to QS and to students who perceive their university studies as a conduit to a career.

The other six indicators making up the BRICS methodology are: Faculty/Student ratio, Papers per Faculty, Citations per Paper, Staff with PhD, a proportion of International Faculty and proportion of International Students. More details about all

of these indicators, what they mean, and how they are used can be found in the Methodology section of this supplement.

The other exciting development in the BRICS ranking for 2019 is that it forms the parent ranking for two new locational rankings – the QS Mainland China University Rankings 2019 and the QS India University Rankings 2019. These new rankings feature the top 100 universities in Mainland China and the top 75 Indian institutions, displaying these dataset subsets as their own separate ranking so that institutions in these locations can benchmark themselves directly with their compatriots more easily.

We hope that you find the QS BRICS University Rankings 2019 to be illuminating and informative.



Research that Transforms Lives

Biotechnology for food security

"State of the art genetic technology has been developed and successfully applied to corn production improving its: yield, adaptation to climate change and nutritional quality. In the other hand, applying sustainable biotech we have increased food security characteristics for the safe storage of seeds and grains preventing new diseases of the XXist century."

Silverio García, Tec de Monterrey Researcher



CONTACT

Email: research.mty@servicios.itesm.mx
www.tec.mx/en

LEARN MORE ABOUT THE RESEARCH PROJECTS THAT ARE TRANSFORMING LIVES:

www.tec.mx/en/where-research-carried-out



#178

Global
Worldwide

#5

in Latin
America

#52

in Employability



We have
decreased up to

40% corn
losses by providing
safe storage

QS World University Rankings BRICS 2019: Overview



Martin Ince

Chair of the Global Academic Advisory Board of the QS World University Rankings
and writer and journalist in the fields of higher education and science

To many observers, the BRICS nations may seem too disparate a group for comparisons between them to be meaningful. India and China have populations of over one billion, while South Africa is a country of 57 million people. They also take very different approaches to questions of democracy and religion.

But the BRICS are united in ambition. They see no reason why the US, Japan and western Europe should dominate economic prosperity and human development indices. Their cooperation is intended to create prosperity independently of these economic behemoths.

Higher education is one of the areas in which the five BRICS nations are cultivating co-operation, and the sheer size of India, China and Brazil means that this cooperation is bound to be important. By some reckonings, the five BRICS nations are home to a third of the world's university students.

The QS BRICS Ranking is probably the most unequal we publish. A glance at the top of the overall QS World University Rankings shows the US, the UK, China, Singapore, Switzerland, and other nations competing for the uppermost places. But in our BRICS ranking, China is unambiguously dominant. Chinese universities occupy the first five places, and ten of the top 20 positions. The table is led by Tsinghua University in Beijing, which has a decisive lead of five percentage points over its neighbour Peking in second place. A comparison to the overall QS World University Rankings indicates that Tsinghua and Peking appear there in 17th and 30th place respectively.

China is also home to 113 of the 400 BRICS universities that we rank this year. This is more than Russia (101), Brazil (90), India (86), and South Africa (13).

A more detailed look at these results suggests that the massive Chinese investment in university development is being noticed globally. Peking and Tsinghua are first and second in the BRICS region in our annual surveys of academics and of graduate recruiters around the world - two connected and well-informed audiences.



However, Chinese institutions do not have a monopoly on world renown. Lomonosov Moscow State University is sixth in the BRICS region for academic opinion and seventh in our employer opinion survey, while the Indian Institute of Technology Bombay is twelfth and eighth on these indicators. In Brazil, the University of Sao Paulo is third and fifth respectively on these measures. South Africa's leading university, Cape Town, is eleventh for employer opinion and 12th for academic standing.

Research Power

Like many other rankings, this one tries to gauge university research power. Despite the Chinese government's ambitions in science and technology, ranging from a Chinese lunar base to the bulk adoption of electric cars, Chinese institutions have yet to emerge as mass producers of new knowledge. Tsinghua is 21st in the region for its output of new research papers and 19th for paper citations in the scientific literature, and Peking is 36th and 12th respectively on these indicators.

Instead, the top five institutions we list for research paper productivity are all Indian. First is the Indian Institute of Science in Bangalore. Then comes the Institute of Chemical Technology in Mumbai, followed by the Indian Institutes of Technology in Delhi, Kanpur, and Roorkee.


However, this ranking does confirm that China's ambition to produce the world's most important new research is bearing fruit. Here, we measure success through citations of papers in the research literature. It is startling to note that the top 17 institutions on this measure are all in China. Top is the Southern University of Science and Technology, set up in 2009 specifically to challenge traditional Chinese universities with a new approach to research and student development.

Despite finishing 110th in this ranking overall, this is not the only indicator on which Southern University comes top. It is also first in our count of faculty/student ratio, our surrogate for reaching commitment.

However, it remains a constant finding of the QS BRICS ranking that Russia is the place to go for students who dislike big classes. The next five highest-scoring institutions for faculty/student ratio are in Russia, as are 14 of the top 20. Russian graduates are also well-liked by employers.

The Brazilian universities we rank here tend to be strong in academic and employer opinion. But they fare less well on our other indicators, a gap that will have to be addressed if more Brazilian universities are to appear at the top end of this analysis.

By contrast, South Africa's small size means that it has done well to have 13 universities in this Ranking, especially when the nation's campuses have been in uproar over the legacy of white rule. Its universities perform well in our surveys and are more likely than others in the BRICS grouping to have a significant representation of international faculty.



WUR 2019 ranks AU among the top 1000 universities worldwide.



“Top 50 Under 50” names AU as one of the top 150 young universities worldwide.



“Best Student Cities” lists Dubai/Sharjah/Ajman region as the 61st best student destination worldwide.



The Bachelor of Pharmacy degree program of Ajman University, College of Pharmacy and Health Sciences, has been granted Certification by the Accreditation Council for Pharmacy Education.



Engineering Accreditation Commission

Ajman University’s Bachelor of Science programs in Biomedical Engineering and Electrical Engineering have been accredited by the Engineering Accreditation Commission of ABET.



QS World University Rankings BRICS 2019: Methodology

How do we evaluate the quality of universities across the BRICS region, home to nearly a third of the world's population and a similar number of its students and academics?

This task demands an awareness of what we are trying to achieve by publishing this ranking. It is intended to allow students and other key stakeholders to benchmark the top universities in the BRICS region against institutions in similar contexts, rather than being judged alongside the old, rich, and famous institutions of North America, Europe, and Japan.


Simultaneously, this ranking informs growing higher education co-operation between the BRICS nations. It will be read by university managers and academics desiring to foster effective collaboration, and we aim to use criteria for this ranking that they will find relevant.

As with all QS Rankings, our global survey of academics, speaking on subjects on which they are expert, is the highest-weighted constituent indicator. Here, it constitutes 30 per cent of a university's possible score. This indicator weights responses from academics in a university's home nation equally against those from the rest of the world. It uses five years of data, with information from years four

and five less heavily-weighted than more recent responses. Only the most recent response from any individual is used, and it is not possible to vote for one's own university.

We also carry out a unique global survey of active graduate recruiters, and this important data is weighted here at 20 per cent of each institution's possible score. As with the academic survey, respondents may identify up to 30 institutions, although the actual median number of votes is less than this. We know that, as well as contributing to the overall score for each university, this individual dataset is compelling for students, and is of growing importance as global interest in graduate employability grows.

Also weighted at 20 per cent is our measure of faculty/student ratio, an indicator of commitment to teaching and proxy for class sizes. It is based on data gathered from national statistical bodies, or provided by universities themselves. While some subjects, including medicine or language teaching, naturally demand smaller classes than others, this indicator reveals big differences between the BRICS nations. For example, this indicator emphasizes the large class sizes at many Indian universities.



The next group of indicators we use are intended to illuminate research excellence and the capacity of BRICS universities to produce new, impactful knowledge. The standard measure of academic research impact is the citation of journal papers by others in the field. While we use that measure here, with five years of publishing data and six years of citations from the Scopus database, we choose to weight it at only 5 per cent of a university's possible score. This decision acknowledges the difficulty faced by academics in BRICS nations seeking to produce work that will be accepted by Scopus-indexed journals.

However, we weight two other research-related indicators more heavily, at 10 per cent each. They are the percentage of faculty with a PhD, and the number of articles per academic in Scopus journals. Faculty with a PhD often have greater subject-specific expertise than those without, and are certainly more likely to be oriented towards research.

Our final two indicators - international faculty ratio and international student ratio, are each weighted at a modest 2.5 per cent each.

While internationalization is of growing importance to universities around the world, including the BRICS region, we realise that it is challenging for these institutions to bring in foreign faculty and students on a large scale.

The approach we have used to produce this analysis of BRICS universities also offers us a unique insight into the higher education systems of individual BRICS nations. We have used the data that contributes to the BRICS ranking to generate national rankings for the two most populous nations on Earth - China and India - and they are published here for the first time.

We have ranked all the universities from these two nations that appear in the main BRICS Ranking, 100 in China and 78 from India. The top Indian institution, IIT Bombay, achieves a score of 86.8 while China's leader, Tsinghua University, is also the top BRICS university, achieving a score of 100. IIT Bombay is eighth in the overall ranking, giving the user some idea of the relative strength of each nation's university system.

Beyond The Future

KOREA UNIVERSITY



LIBERTAS
JUSTITIA
VERITAS



1

The only
Korean university
in the Universitas 21

86th

QS
World University
Rankings 2019

113th

Anniversary of
Korea University's
foundation

1,039

Number of
international
partner universities

1,779

Number of
students who enrolled in
internal Summer Campus

JOIN US.

Graduate School Admission Fall 2019
<http://graduate2.korea.ac.kr>

BRICS

			Location	Size	Focus	Res.	Age	Status	Academic Reputation	Employer Reputation	Faculty Student	Papers per Faculty	Citations per Paper	Staff with PhD	International Faculty	International Students	Overall
→	1	TSINGHUA UNIVERSITY	CN	XL	FC	VH	5	A	100	100	99.1	96.4	96.7	95.9	100	95.4	100
→	2	PEKING UNIVERSITY	CN	XL	FC	VH	5	A	100	100	83.6	88.6	98.8	89.1	100	99.9	95.6
→	3	FUDAN UNIVERSITY	CN	XL	FC	VH	5	A	100	100	96.4	72.2	99.8	78.4	100	98.8	95.5
→	4	UNIVERSITY OF SCIENCE AND TECHNOLOGY OF CHINA	CN	L	CO	VH	4	A	99.3	95.1	91.6	99.5	99.9	91.8	77.3	37.3	95.3
↑	5	ZHEJIANG UNIVERSITY	CN	XL	FC	VH	5	A	99.9	100	78.3	94.6	95	88.1	100	98.7	94.8
↓	6	LOMONOSOV MOSCOW STATE UNIVERSITY	RU	XL	FO	VH	5	A	100	100	100	40.3	29.3	95.3	77.4	99.9	90.6
→	7	SHANGHAI JIAO TONG UNIVERSITY	CN	XL	FC	VH	5	A	100	100	54.8	99.5	92	82.7	100	77.7	89.3
↑	8	INDIAN INSTITUTE OF TECHNOLOGY BOMBAY (IITB)	IN	M	CO	VH	4	A	99	99.9	60.1	96	79.2	96.7	21.1	7.3	86.7
↓	9	NANJING UNIVERSITY	CN	XL	FC	VH	5	A	99.7	96.9	35.3	96.9	99.3	93.2	100	79.3	85.9
→	10	INDIAN INSTITUTE OF SCIENCE (IISC) BANGALORE	IN	S	SP	VH	5	A	94.4	76.4	75.7	100	91.5	100	4.2	8.8	84.7
↑	11	SAINT-PETERSBURG STATE UNIVERSITY	RU	L	FC	VH	5	A	94.6	91.3	99.7	33.7	24.7	87.6	31.3	96.7	84.2
↓	12	NOVOSIBIRSK STATE UNIVERSITY	RU	M	CO	VH	4	A	88.7	94.2	98.9	73.4	34.7	52.4	31.1	99.8	83.8
↑	13	SUN YAT-SEN UNIVERSITY	CN	XL	FC	VH	4	A	94	96	58.2	53.6	97.8	95.3	89	55.7	83.5
↓	14	UNIVERSIDADE DE SÃO PAULO (USP)	BR	XL	FC	VH	4	A	100	100	38.3	89.4	57.9	100	51.6	26.2	82.5
→	15	WUHAN UNIVERSITY	CN	XL	FC	VH	5	A	95.6	97.7	34.1	80	90.4	93	100	68.5	82.1
↓	16	UNIVERSIDADE ESTADUAL DE CAMPINAS (UNICAMP)	BR	L	FC	VH	4	A	99.9	97.8	36.5	86.5	63.7	100	59.1	32.2	82
↑	17	INDIAN INSTITUTE OF TECHNOLOGY MADRAS (IITM)	IN	M	CO	VH	4	A	92.5	97.3	40.8	98.8	72	100	23	5.4	80.6
↓	18	INDIAN INSTITUTE OF TECHNOLOGY DELHI (IITD)	IN	M	CO	VH	4	A	97.9	99.6	28.4	99.9	80.7	100	13	6.1	80.5
↑	19	TOMSK STATE UNIVERSITY	RU	M	CO	VH	5	A	72.4	80.5	100	35.8	13.6	95.9	94.6	100	77.5
→	20	HARBIN INSTITUTE OF TECHNOLOGY	CN	L	FO	VH	4	A	81.4	58.2	75.6	99.1	77.5	82.7	54.7	62.9	77.1
↑	21	MOSCOW INSTITUTE OF PHYSICS AND TECHNOLOGY STATE UNIVERSITY	RU	M	FO	VH	4	A	60.3	87.1	100	50.2	37.6	86.3	96.4	98.9	76.9
↓	22	UNIVERSITY OF CAPE TOWN	ZA	L	FC	VH	5	A	98.6	97.9	42.6	77.4	94	7.6	100	99.5	76.8
↑	23=	INDIAN INSTITUTE OF TECHNOLOGY KHARAGPUR (IITKGP)	IN	M	FO	VH	4	A	87.4	97	23.1	99.5	84.4	99.6	53.3	1.3	76.7
→	23=	XI'AN JIAOTONG UNIVERSITY	CN	XL	FC	VH	5	A	84.3	86	65.9	91.2	81.6	32.4	89.7	57.5	76.7
↓	25	INDIAN INSTITUTE OF TECHNOLOGY KANPUR (IITK)	IN	M	CO	VH	4	A	92.8	94.7	21.8	99.9	70.9	100	6.8	4.1	75.9
↓	26	TONGJI UNIVERSITY	CN	XL	FC	VH	5	A	89.2	72.1	34.8	96	76.9	67.3	100	94.1	74.1
↓	27	BEIJING NORMAL UNIVERSITY	CN	L	CO	VH	5	A	95.9	73.4	46.5	81.9	89.4	27.1	97	97	73.9
↑	28	RENMIN (PEOPLE'S) UNIVERSITY OF CHINA	CN	L	FO	VH	4	A	86.9	91	48.6	16.1	90.5	91.8	57.5	38.9	72.6
↑	29	UNIVERSIDADE ESTADUAL PAULISTA "JÚLIO DE MESQUITA FILHO"	BR	XL	FC	VH	3	A	87.6	74.3	52.4	61.2	42.4	100	36.1	32	72.5
↑	30	NATIONAL RESEARCH NUCLEAR UNIVERSITY "MEPHI" (MOSCOW ENGINEERING PHYSICS INSTITUTE)	RU	M	FO	VH	4	A	51.2	80.5	99.8	56.4	14.6	81.7	99.9	100	71.8
↓	31	NANKAI UNIVERSITY	CN	L	FC	VH	4	A	84.4	52.6	47	68.8	100	93.9	93.8	53.5	71.1
↓	32	UNIVERSIDADE FEDERAL DO RIO DE JANEIRO	BR	XL	FC	VH	4	A	99.3	80.7	31.6	42.1	55	92	38.4	17.6	70.7
→	33=	BAUMAN MOSCOW STATE TECHNICAL UNIVERSITY	RU	L	CO	HI	5	A	77.3	99.1	100	4.5	3.3	37.3	15.2	65.7	70.2
↓	33=	SHANGHAI UNIVERSITY	CN	XL	CO	VH	2	A	86.7	55.2	70.7	47.9	75.4	64.6	98	27.7	70.2
↑	35	HUAZHONG UNIVERSITY OF SCIENCE AND TECHNOLOGY	CN	XL	FC	VH	4	A	76.3	82.2	22.4	94.2	91.5	83.5	67.6	48.9	69.9
*	36	UNIVERSITY OF HYDERABAD	IN	S	FC	VH	3	A	62.8	39	95.8	87.6	81.8	99.6		5.2	69.6
↑	37	NATIONAL RESEARCH UNIVERSITY - HIGHER SCHOOL OF ECONOMICS (HSE)	RU	L	FO	VH	3	A	67.5	87.6	99.9	7	16.8	60.1	55.2	74.7	69.4
↑	38	JILIN UNIVERSITY	CN	XL	FC	VH	4	A	73.9	62.1	68.4	51.4	91.5	62.8	88.2	19.2	67.8
↑	39	TOMSK POLYTECHNIC UNIVERSITY	RU	M	FO	VH	5	A	48.5	78.9	98.5	36.6	9.3	77.5	88	100	67.4
↓	40	UNIVERSITY OF THE WITWATERSRAND	ZA	L	FC	VH	5	A	86	94.8	17	75.5	87.7	18.2	100	69.3	67
↓	41	BEIJING INSTITUTE OF TECHNOLOGY	CN	L	FO	VH	4	A	80	50.6	44	95.4	67.6	82.7	31.1	49.5	66.9
↓	42	UNIVERSITY OF DELHI	IN	L	FC	HI	4	A	93.8	97.9	16.3	53.5	73.2	42.5	33.7	9	66.1
↑	43	PONTIFÍCIA UNIVERSIDADE CATÓLICA DO RIO DE JANEIRO - PUC - RIO	BR	L	CO	HI	4	B	89.2	80.5	14.9	46.7	57.2	83.9	87.3	32.3	65.6
↓	44	MOSCOW STATE INSTITUTE OF INTERNATIONAL RELATIONS - MGIMO UNIVERSITY	RU	M	SP	HI	4	A	52	91.7	100	2.6	1.1	60.6	69.7	99.8	65.4
↓	45	UNIVERSITY OF PRETORIA	ZA	XL	FC	VH	5	A	82.7	96.2	5	74.4	47.4	51.2	100	80.8	65.3
↓	46	BEIHANG UNIVERSITY	CN	L	CO	VH	4	A	69.7	55.1	45.4	98.4	58.4	79.5	59.4	43.8	65.1
↑	47	INDIAN INSTITUTE OF TECHNOLOGY ROORKEE (IITR)	IN	M	FO	VH	5	A	62.8	81.8	20.7	99.9	88.4	100		13.4	64.9
↑	48	INDIAN INSTITUTE OF TECHNOLOGY GUWAHATI (IITG)	IN	M	CO	VH	2	A	61.3	68.4	35.5	98.4	80.9	100	5.2	6.1	64.1
↓	49	PONTIFÍCIA UNIVERSIDADE CATÓLICA DE SÃO PAULO (PUC-SP)	BR	M	FC	MD	4	B	61.1	88.9	88	5.8	7.6	72.9	26.8	7.3	63.6
↓	50	TIANJIN UNIVERSITY	CN	XL	CO	VH	5	A	72.1	43.5	35.2	97.2	85.5	90.5	55.2	34.9	63.4

BRICS

			Location	Size	Focus	Res.	Age	Status	Academic Reputation	Employer Reputation	Faculty Student	Papers per Faculty	Citations per Paper	Staff with PhD	International Faculty	International Students	Overall
↓	51	STELLENBOSCH UNIVERSITY	ZA	L	FC	VH	5	A	86.4	89.6	4.7	97.2	69	1	100	65.5	63
↑	52	SHANDONG UNIVERSITY	CN	XL	FC	VH	5	A	71.3	60.8	37.2	87.8	87.6	62.5	32.9	25	62.6
↓	53	UNIVERSIDADE FEDERAL DE MINAS GERAIS	BR	XL	FC	VH	5	A	90.5	57	25.1	39.8	56.1	94.7	58.2	19.4	62.5
↑	54	NATIONAL UNIVERSITY OF SCIENCE AND TECHNOLOGY "MISIS"	RU	M	CO	VH	4	A	37.9	73.2	91.4	43.1	25.8	76.3	47.1	100	62
↓	55	XIAMEN UNIVERSITY	CN	XL	FC	VH	4	A	84.3	40	39.3	62.6	98.7	68.5	45.5	31.4	61.9
↓	56	PETER THE GREAT ST.PETERSBURG POLYTECHNIC UNIVERSITY	RU	L	FO	VH	5	A	51.2	72.5	98.1	18.9	17.9	33	80.7	100	60.8
↑	57	UNIVERSIDADE FEDERAL DE SÃO PAULO (UNIFESP)	BR	L	FC	HI	4	A	57.2	45.1	100	33.1	63.3	60.8	31.6	8.7	60.5
↑	58	URAL FEDERAL UNIVERSITY	RU	L	CO	VH	4	A	61.9	67.4	98	12.6	9.6	22.7	72.2	88.8	60.4
↓	59	UNIVERSIDADE FEDERAL DO RIO GRANDE DO SUL	BR	XL	FC	VH	5	A	89.9	48.2	16.1	55.1	58.8	99	34.7	15.6	60.2
↓	60	KAZAN FEDERAL UNIVERSITY	RU	L	FO	VH	5	A	69.9	54.8	93.3	17	23	25.1	36.5	96.3	60
↓	61	UNIVERSITY OF JOHANNESBURG	ZA	L	CO	VH	2	A	58.1	87.6	47.1	48.2	53	24.9	100	94.5	59.9
↑	62	SICHUAN UNIVERSITY	CN	XL	FC	VH	4	A	74.4	50.7	28.6	75.7	82.7	64.7	61.9	34.3	59.5
↓	63	EAST CHINA NORMAL UNIVERSITY	CN	L	CO	VH	4	A	61.2	37.3	50.3	53.7	94.9	74.2	99.8	99.5	59.1
↑	64	ITMO UNIVERSITY	RU	M	FO	VH	5	A	34.9	53.4	91.6	40.5	18.5	91	80.9	98.3	58.7
→	65	SOUTHEAST UNIVERSITY	CN	XL	FC	VH	5	A	58.2	27.6	58.6	91	80	72.2	54.1	42.3	58.1
↓	66	UNIVERSIDADE FEDERAL DE SANTA CATARINA	BR	XL	FC	HI	4	A	73.6	56.8	34.4	32.5	52.8	98.1	28.4	21	58
↑	67	UNIVERSITY OF SCIENCE AND TECHNOLOGY BEIJING	CN	L	CO	VH	4	A	69.6	42.5	24	99.4	62.7	82.8	24.9	28.4	57.6
↓	68	UNIVERSITY OF CALCUTTA	IN	L	CO	VH	5	A	68.3	67.3	4.1	84.6	51.7	99.3	1.8	1.2	56.5
↑	69	LOBACHEVSKY STATE UNIVERSITY OF NIZHNI NOVGOROD	RU	L	FO	VH	5	A	49.1	43.9	84.2	18.1	12.6	100	9.6	75.5	55.6
↓	70=	UNIVERSIDADE DE BRASÍLIA	BR	XL	FC	HI	4	A	82.1	54.2	20.2	22.4	39.5	90.5	67.3	12.3	55.4
↓	70=	UNIVERSIDADE FEDERAL DE SÃO CARLOS	BR	L	FC	HI	3	A	62	50.3	32.9	58.2	58.6	100	15.9	13.4	55.4
↑	72	SOUTH CHINA UNIVERSITY OF TECHNOLOGY	CN	XL	CO	VH	4	A	55.5	44.9	28.5	86	95.2	66.7	51.7	23	53.9
↓	73	BEIJING JIAOTONG UNIVERSITY	CN	L	CO	VH	5	A	58.9	41.6	33.4	80.4	42.5	73.6	28.6	58.2	53
↓	74	UNIVERSIDADE FEDERAL DO PARANÁ (UFPR)	BR	XL	FC	HI	5	A	61.1	66.6	24.8	36.4	39.9	92.4	28.4	2.5	52.9
↓	75	JADAVPUR UNIVERSITY	IN	M	CO	VH	5	A	61.2	43.4	31.2	94.4	65	57.5		4.7	52.5
↑	76	RUDN UNIVERSITY	RU	L	FC	MD	4	A	47.7	68.1	92.5	4.9	7.4	7.9	28.7	100	51.9
*	77	UNIVERSITY OF CHINESE ACADEMY OF SCIENCES	CN	XL	FC	VH	3	A	71.2	8	7.4	86.8	100	100	99.2	18.7	51.7
↓	78	DALIAN UNIVERSITY OF TECHNOLOGY	CN	XL	CO	VH	4	A	50.8	31.2	21.3	95.3	89	79.3	56.1	25.2	50.3
↑	79	PLEKHANOV RUSSIAN UNIVERSITY OF ECONOMICS	RU	L	SP	MD	5	A	35.6	78.3	56.5	5.8	10.4	73.6	52.9	82.9	50.1
↓	80	EAST CHINA UNIVERSITY OF SCIENCE AND TECHNOLOGY	CN	L	CO	VH	4	A	43.9	28.5	38.2	88.5	99	72.5	20.8	13.5	49
↓	81	BEIJING UNIVERSITY OF TECHNOLOGY	CN	L	CO	VH	4	A	47.4	50.7	47.9	71.1	47.1	36.3	26.5	23.7	48.9
↑	82	NORTHWESTERN POLYTECHNICAL UNIVERSITY	CN	L	CO	VH	4	A	26.2	22.7	67.8	80.2	48.1	80.8	99	24.2	48.1
↓	83	CHINA AGRICULTURAL UNIVERSITY	CN	L	FC	VH	5	A	46.8	18.8	44.4	84.4	70.9	77.1	29.7	10.4	48
↓	84	SOUTHERN FEDERAL UNIVERSITY	RU	L	CO	HI	5	A	37.1	23.9	97.9	11.4	10.5	76.2	11.3	80.6	47.7
↓	85	UNIVERSITY OF KWAZULU-NATAL	ZA	XL	FC	HI	3	A	61.9	65.2	9.3	66.6	64.1	2.8	100	27.9	47.4
↑	86	SAMARA NATIONAL RESEARCH UNIVERSITY (SAMARA UNIVERSITY)	RU	M	FO	VH	4	A	24.1	45.5	80.1	19.4	27.3	80.2	48.4	65	47.1
↓	87=	ANNA UNIVERSITY	IN	L	FO	VH	3	A	36.6	72.7	10.6	98.5	52.3	53.6		1.4	46.1
↓	87=	FAR EASTERN FEDERAL UNIVERSITY	RU	L	CO	HI	5	A	31.7	27.6	94.8	13.1	7.3	52.3	87.1	99.3	46.1
↓	89	UNIVERSITY OF MUMBAI	IN	XL	FC	MD	5	A	47.8	93	1.2	45.8	75.2	37.4		1	45.8
↑	90	BANARAS HINDU UNIVERSITY	IN	L	FC	HI	5	A	52.3	42.8	20.7	55.4	75.2	67.3	5.3	12.9	45.4
↓	91	UNIVERSIDADE DO ESTADO DO RIO DE JANEIRO (UERJ)	BR	XL	FC	HI	4	A	42.4	56.7	33.3	18.6	35.7	95.3	29.2	3.6	45.3
→	92	UNIVERSIDADE FEDERAL DO PERNAMBUCO	BR	XL	FC	HI	4	A	62	24.7	42.4	23.3	42.8	78.2	8.1	5.3	45.2
*	93	NEW ECONOMIC SCHOOL, RUSSIA	RU	S	SP	MD	3	C	14.6	43.2	86	40.6		72.1	100	10.9	44.8
↑	94=	INDIAN INSTITUTE OF TECHNOLOGY HYDERABAD	IN	S	CO	VH	2	A	22.6	21	53.8	85.3	70.1	100	4.3		44.4
↓	94=	UNIVERSIDADE FEDERAL FLUMINENSE	BR	XL	FC	HI	4	A	43.8	28.4	59.6	17.4	40	76.6	59.7	9.3	44.4
↑	96	BIRLA INSTITUTE OF TECHNOLOGY AND SCIENCE	IN	M	CO	VH	5	B	34	63.9	11.8	54.5	63	93	1.8	10.4	44.1
*	97	INDIAN INSTITUTE OF TECHNOLOGY INDORE (IIT INDORE)	IN	S	FO	VH	1	A	11.4	16.8	66.6	96.4	74.3	100			44
↓	98	ALTAI STATE UNIVERSITY	RU	M	FO	HI	3	A	17	42	96	3.4	6.3	70.7	23.8	94.9	43.9
↓	99	THE RUSSIAN PRESIDENTIAL ACADEMY OF NATIONAL ECONOMY AND PUBLIC ADMINISTRATION	RU	XL	SP	HI	3	A	25.7	45.6	79.7	1.5	10.5	88.6	14.3	21.2	43.7
↑	100	SAVITRIBAI PHULE PUNE UNIVERSITY	IN	M	CO	HI	4	A	46.3	72.5	25.9	18.2	32.7	50.3		22.1	43.1



The things we do here **make** **a difference** **out there.**

Our researchers are developing solutions to some of the most pressing problems facing the world today. We are renowned for the work we do in our core areas of ageing and health, cities, culture and creative arts, data, and energy.

From Newcastle. **For the world.**

ncl.ac.uk/from

QS World University Rankings BRICS 2019: Focus on Brazil



Gabriel Maschiao da Costa
Research Analyst
QS Quacquarelli Symonds

Main trends and the higher education sector in perspective.

This year, our BRICS results indicate that Brazilian universities are failing to keep pace with their competitors, with more than 60% of the 90 ranked Brazilian universities falling year-on-year: a trend that compounds a decreasing presence in the top 50 over the last five years. Back in 2015, Brazil had nine institutions among the top 50: only five remain in the 2019 edition.

Furthermore, only two Brazilian universities feature in the top 20, fewer than not only China – which dominates the ranking – but also India and Russia. Both of these Brazilian top-20 entrants have fallen: the Universidade de Sao Paulo has dropped from 13th to 14th, while Unicamp has regressed even more sharply, sliding from 12th to 16th.

By examining metric-by-metric data for the top 50 Brazilian institutions in this ranking, it is clear that Brazilian stagnation is primarily attributable to underperformance in two main indicators: citations per paper and international student ratio. Investing in internationalization typically facilitates a strengthening of communication channels with other countries. The refinement of this dialogue can positively influence how the research produced in the country is produced and perceived by the international community, increasing its visibility and chances of being cited.

Last year, an austerity plan which freezes educational expenditure for the next 20 years was implemented, affecting the financial planning of 68 public institutions displayed in the ranking. Concomitantly, in August of this year, the president of one of the most important agencies for higher education funding in Brazil – CAPES – wrote a warning letter to the Minister of Education announcing that, in light of the current restrictive budget, the institution would need to cancel the funding of 93,000 graduate students and 150,000 recipients of training programs.

As though to underline Brazil's educational struggles, the 200-year-old National Museum, part of the Universidade Federal do Rio de Janeiro (UFRJ), suffered a fire that provoked the destruction of most of its collection, representing an irreversible social and academic loss.

Benchmarking institutions and national higher education systems against their peers is a central purpose of this analysis, and the 2019 edition of our BRICS ranking indicates Brazil is not matching the accelerating pace of other nations in this exercise. Those results are not necessarily surprising, since they are caused by, and expressive of, economic, political and social challenges the country is facing.

BRICS

Location
Size
Focus
Res.
Age
Status
Academic Reputation
Employer Reputation
Faculty Student
Papers per Faculty
Citations per Paper
Staff with PhD
International Faculty
International Students
Overall

↓	101	ST.PETERSBURG MINING UNIVERSITY	RU	M	FO	HI	5	A	21.6	48.8	56.1	10.6	2.1	98.7	60.3	89.7	42.8
↓	102=	BEIJING UNIVERSITY OF POSTS AND TELECOMMUNICATIONS	CN	L	CO	VH	4	A	17	29.9	70.5	89.8	40.6	45.9	38.2	12.9	42.6
↑	102=	PONTIFÍCIA UNIVERSIDADE CATÓLICA DO RIO GRANDE DO SUL	BR	M	FC	HI	4	B	40.9	51.1	25.6	32.8	54.7	79	12	9	42.6
*	104	ALAGAPPA UNIVERSITY, KARAIKUDI	IN	S	CO	VH	3	A	4	13.5	93.6	54.5	85.5	95.1		2.4	42.4
↑	105	MOSCOW AVIATION INSTITUTE (NATIONAL RESEARCH UNIVERSITY)	RU	L	SP	LO	4	A	18.2	42.4	98.5	4.4	4	53.6	17.3	56.7	42
↓	106	UNIVERSITY OF ELECTRONIC SCIENCE AND TECHNOLOGY OF CHINA	CN	XL	CO	VH	4	A	27.4	27	47.4	81.7	51.6	47.9	94.1	11.1	41.8
*	107=	INDIAN INSTITUTE OF TECHNOLOGY BHUBANESWAR (IIT BBS)	IN	S	FO	VH	2	A	11.4	14	62.1	81.3	79.4	100	19.5		41.7
*	107=	INDIAN INSTITUTE OF TECHNOLOGY ROPAR	IN	S	FO	VH	2	A	1.1		94.1	73.4	94	100			41.7
↑	109	SYMBIOSIS INTERNATIONAL (DEEMED UNIVERSITY)	IN	L	CO	MD	2	B	17.4	75.9	82.9	2.7	30.9	2.7	25	51.5	41.5
*	110	SOUTHERN UNIVERSITY OF SCIENCE AND TECHNOLOGY	CN	S	CO	VH	1	A	5		100	17.9	100	100	100	1.9	41.3
↓	111	HUNAN UNIVERSITY	CN	XL	CO	VH	4	A	40.7	22.8	16.1	75.9	97	68.2	36.1	22.4	41.2
↑	112	SOUTH URAL STATE UNIVERSITY	RU	L	CO	HI	4	A	32.1	44.2	64.8	7.2	5.4	47.5	50.3	87.4	41.1
↓	113=	NANJING UNIVERSITY OF SCIENCE AND TECHNOLOGY	CN	L	FO	VH	4	A	22.2	18.8	39.9	78.4	68.9	87.5	44.6	28.7	40.8
↓	113=	SAINT-PETERSBURG ELECTROTECHNICAL UNIVERSITY	RU	M	FO	VH	5	A	24.3	34.5	79.3	15.3	4.3	57.9	8.9	99.8	40.8
↑	115=	INSTITUTE OF CHEMICAL TECHNOLOGY (UDCT), MUMBAI	IN	S	FO	VH	4	A	18.7	40	8.1	100	96.9	100		2.8	40.6
*	115=	SECHENOV FIRST MOSCOW STATE MEDICAL UNIVERSITY	RU	L	FO	HI	5	A	25.7	36.9	64.1	7	5.2	86.6	11.1	92.5	40.6
↓	115=	SOOCHOW UNIVERSITY	CN	XL	CO	VH	5	B	27.3	20.7	60.9	61.8	99.3	26	47.7	24.6	40.6
↑	118	NANJING UNIVERSITY OF AERONAUTICS AND ASTRONAUTICS	CN	L	FO	VH	4	A	25.4	27.5	27.7	86.8	59.2	77.2	37.4	28.4	40.2
↑	119	INDIAN INSTITUTE OF INFORMATION TECHNOLOGY(IIT) - ALLAHABAD	IN	S	FO	HI	2	A	24.8	57.9	5.2	67.2	46.6	98.7		11.7	39.8
↓	120	MANIPAL ACADEMY OF HIGHER EDUCATION	IN	L	FC	HI	4	B	33.5	51.9	70.7	14.5	26.9	1.1	6.4	55.4	39.5
↑	121	NATIONAL INSTITUTE OF TECHNOLOGY ROURKELA	IN	M	SP	HI	4	A	14.3	33.1	15.7	97.2	77.4	100		41.8	39.2
↓	122	NOVOSIBIRSK STATE TECHNICAL UNIVERSITY	RU	L	FO	HI	4	A	37.7	69.3	30.4	20.5	7.5	22.8	5.9	99.5	39.1
↓	123	UNIVERSIDADE FEDERAL DE VIÇOSA	BR	L	FC	HI	4	A	33.9	21.8	35.7	48.3	36.5	92.2	19.4	13.9	38.9
↑	124	RHODES UNIVERSITY	ZA	M	CO	VH	5	A	43.7	60.4	8.9	57.6	59.1			99.8	38.7
↑	125	JAMIA MILLIA ISLAMIA, NEW DELHI	IN	M	CO	VH	4	A	29.2	38.5	30	29.5	79	73.9	25.8	24	38.5
↑	126	NATIONAL INSTITUTE OF TECHNOLOGY TIRUCHIRAPPALLI	IN	M	FO	VH	4	A	18	35.9	29.6	85.3	89	48.2		65.9	38.4
↑	127	NATIONAL RESEARCH SARATOV STATE UNIVERSITY	RU	M	CO	HI	5	A	26	23	100	9.8	21.9	14.4	2.1	73	38.3
↓	128	MENDELEEV UNIVERSITY OF CHEMICAL TECHNOLOGY OF RUSSIA	RU	M	FO	VH	5	A	19.1	26.5	62	22.3	9.3	100	1.9	49.6	37.9
↑	129	BEIJING UNIVERSITY OF CHEMICAL TECHNOLOGY	CN	L	CO	VH	4	A	27.2	21.3	72.1	50.3	98.7	1.2	6.1	11.1	37.8
↓	130	TAMIL NADU AGRICULTURAL UNIVERSITY, COIMBATORE	IN	M	SP	LO	3	A	17.1	1.4	100	5.6	25.3	100		1.7	37.7
↓	131	CHONGQING UNIVERSITY	CN	XL	CO	VH	4	A	40.5	27.8	25.5	82.5	67.5	13.8	35.9	10.2	37.4
↓	132=	BEIJING FOREIGN STUDIES UNIVERSITY	CN	M	SP	MD	4	A	37.9	32.8	60	3.8	5	13.7	99	96.6	37.3
↓	132=	NATIONAL UNIVERSITY OF DEFENSE TECHNOLOGY	CN	M	FO	VH	4	A	14.9	6.1	97.9	95.1	35.7	1	5.5		37.3
↑	132=	THAPAR UNIVERSITY	IN	M	FO	VH	4	A	19.6	45.4	24.2	65.9	60.9	66.9	21.5	6.2	37.3
↓	132=	UNIVERSIDADE FEDERAL DE MATO GROSSO	BR	L	CO	HI	3	A	11	5.9	99.3	12.5	30.6	81	3.1	62.1	37.3
↓	136	JINAN UNIVERSITY (CHINA)	CN	XL	FC	VH	5	A	24.9	15.1	20.3	67.5	86.9	58.7	100	100	37
↓	137	GB PANT UNIVERSITY OF AGRICULTURE AND TECHNOLOGY, PANTNAGAR	IN	S	SP	MD	4	A	6.1	13.5	95.8	15.1	21.8	100	1	1.7	36.8
↑	138	ALIGARH MUSLIM UNIVERSITY (AMU), ALIGARH	IN	L	CO	HI	5	A	39.6	38.1	41.9	26.1	71.2	16		19.2	36.6
↑	139=	UNIVERSITY OF THE WESTERN CAPE	ZA	L	CO	HI	4	A	40	32.1	7.5	50.6	87.1	23.7	98.9	75	36.5
↓	139=	VORONEZH STATE UNIVERSITY	RU	L	CO	MD	5	A	36.4	15.8	55.9	8.4	4.8	70.8	20.3	83.1	36.5
↓	141=	INDIAN INSTITUTE OF TECHNOLOGY PATNA	IN	S	FO	VH	2	A	9.1	13.5	45.1	85.8	58.6	100			36.4
↓	141=	NATIONAL RESEARCH UNIVERSITY "MOSCOW POWER ENGINEERING INSTITUTE"	RU	L	FO	HI	4	A	23.5	39.9	63.9	14.2	4.8	40.2	30	68.8	36.4
↑	141=	OSMANIA UNIVERSITY, HYDERABAD	IN	M	CO	VH	5	A	21.8	50.7	11	60.9	37.1	75		64.7	36.4
↓	144	SHANGHAI UNIVERSITY OF FINANCE AND ECONOMICS	CN	L	FO	HI	5	A	27	39.7	29.4	7.9	69	69	65.6	46.4	36.3
↓	145	UNIVERSITY OF INTERNATIONAL BUSINESS AND ECONOMICS	CN	L	FO	MD	4	A	20.6	29.7	52.5	4.5	59	48	87.6	99.8	35.9
↑	146	TEZPUR UNIVERSITY, TEZPUR	IN	S	FO	VH	2	A	12.2	8.6	40.9	76.1	92.6	82.6	44.6	8.9	35.8
↓	147	SHANGHAI INTERNATIONAL STUDIES UNIVERSITY	CN	L	SP	MD	4	A	33.6	30.8	46.7	3.4	2.6	42.5	99.5	99.6	35.7
→	148=	BANGALORE UNIVERSITY, BANGALORE	IN	S	FO	VH	5	A	32.4	56.1	25.2	31.4	51.6	32.9		5.2	35.6
↑	148=	CENTRAL SOUTH UNIVERSITY	CN	XL	FC	VH	2	A	36.4	28.4	19.7	88.4	70.5	5.9	50.9	14.5	35.6
↓	150	MOSCOW STATE LINGUISTIC UNIVERSITY	RU	M	SP	LO	5	A	15.3	23.4	100	1		27.3	55.1	59	35.4

#1 INTERNATIONAL REFERENCE IN LIFE SCIENCES IN RUSSIA



17,000

Undergraduate students



2,000

Highly qualified faculty



85%

Teachers have academic degrees



3,500

Foreign students



15

Institutions



100+

Educational programs



**SECHENOV
UNIVERSITY**

Since 1758



www.sechenov.ru/eng

#SechenovUniversity

BRICS

			Location	Size	Focus	Res.	Age	Status	Academic Reputation	Employer Reputation	Faculty Student	Papers per Faculty	Citations per Paper	Staff with PhD	International Faculty	International Students	Overall
↑	151=	CHINA UNIVERSITY OF GEOSCIENCES	CN	L	SP	VH	4	A	21.6	9.6	75.2	62.2	74.3	4.4	6.6	23.8	35
↓	151=	UNIVERSIDADE FEDERAL DO CEARÁ (UFC)	BR	XL	FC	HI	4	A	37.8	24.9	21.5	26.6	59.4	75.8	23	6.9	35
↑	153=	FINANCIAL UNIVERSITY UNDER THE GOVERNMENT OF THE RUSSIAN FEDERATION	RU	L	SP	LO	4	A	22.3	54.6	37.3	2.9	3.8	74.3	4.6	49.9	34.8
↓	153=	SRI VENKATESWARA UNIVERSITY	IN	M	CO	VH	4	A	11	21.1	39.1	54.1	72.4	100		1.5	34.8
↓	155	LANZHOU UNIVERSITY	CN	XL	CO	VH	5	A	40.1	15.3	25.3	54.1	98.2	29.8	16	9.2	34.5
↓	156	PERM STATE UNIVERSITY	RU	M	FO	HI	5	A	23.3	18.3	79.4	7.4	6.3	51.6	34.2	16.5	34.4
↓	157	NORTHEASTERN UNIVERSITY (CHINA)	CN	XL	SP	VH	4	A	25.7	18.6	23.7	79.9	38.3	46.4	97.5	20.3	34.1
↓	158=	KAZAN NATIONAL RESEARCH TECHNOLOGICAL UNIVERSITY	RU	L	FO	HI	5	A	16.6	22.7	65	8	12.1	70.8	5	93.7	33.9
↓	158=	UNIVERSITY OF CALICUT	IN	S	CO	HI	4	A	15.3	11.5	49.1	50.1	35.7	98.4		4.8	33.9
↓	160=	IMMANUEL KANT BALTIC FEDERAL UNIVERSITY	RU	M	CO	MD	4	A	18.2	8.8	77.2	6.3	13.9	70.7	22.5	71.7	33.8
↑	160=	KAZAN NATIONAL RESEARCH TECHNICAL UNIVERSITY	RU	M	FO	HI	4	A	16.4	21.8	99.5	6.5	9.4	9.5	28.8	55.6	33.8
↑	162	UNIVERSIDADE FEDERAL DE JUIZ DE FORA	BR	L	CO	HI	4	A	18	29.6	69.4	16.1	33.7	46.7			33.6
↓	163=	HARBIN ENGINEERING UNIVERSITY	CN	L	FO	VH	4	A	21.3	17	34.3	74.3	49.9	55.4	21.4	18.1	33.5
↓	163=	UNIVERSIDADE ESTADUAL DE LONDRINA	BR	L	FC	HI	3	A	21.4	31.7	43.1	18.5	37.2	75.9	10.5	4.9	33.5
↓	165	MOSCOW TECHNICAL UNIVERSITY OF COMMUNICATIONS AND INFORMATICS (MTUCI)	RU	S	FO	MD	4	A	12.1	17.6	95.5	2.9		46.8		72	33.4
↑	166=	GUBKIN RUSSIAN STATE UNIVERSITY OF OIL AND GAS (NATIONAL RESEARCH UNIVERSITY)	RU	M	FO	HI	4	A	13.4	40.5	71.4	7.5	4.7	29.9	4.8	96.3	33.3
↓	166=	SAINT-PETERSBURG STATE INSTITUTE OF TECHNOLOGY	RU	S	FO	HI	5	A	18.5	25.3	97.5	8.5	13.3	5		29.3	33.3
↓	168	AMRITA UNIVERSITY	IN	L	FC	HI	2	B	20.4	36.9	49.2	19.9	54.4	17.6	100	12.4	33
↑	169	SIBERIAN FEDERAL UNIVERSITY	RU	L	CO	HI	2	A	30.2	34	48.3	8.8	12	41.3	23.9	26	32.8
↑	170=	AMITY UNIVERSITY	IN	L	CO	HI	2	B	23.3	65	34.7	11.8	24.7	3.6	11.3	90.5	32.7
↑	170=	NORTH-WEST UNIVERSITY	ZA	XL	CO	VH	2	A	35.7	55.8	13.7	31.7	41.3	1	39.2	55.4	32.7
↓	170=	UNIVERSIDADE FEDERAL DE PELOTAS	BR	L	CO	HI	3	A	17.5	9.2	57.6	25.8	51.6	85.6			32.7
↑	173	INDIAN SCHOOL OF MINES (ISM) UNIVERSITY, DHANBAD	IN	M	FO	VH	4	A	16.1	14.8	8.8	95.6	50	100	1.3	21	32.6
↓	174	UFA STATE PETROLEUM TECHNOLOGICAL UNIVERSITY	RU	M	FO	HI	4	A	4.8	13.4	91.1	2.3	1	72	5.5	81.4	32.4
↓	175	MANGALORE UNIVERSITY, MANGALORE	IN	S	CO	VH	3	A	7.4	17.5	52.2	75.5	15.7	70.8		12.8	32.3
↑	176	VELLORE INSTITUTE OF TECHNOLOGY (VIT)	IN	XL	FO	VH	3	B	25.8	47.9	32.6	35.8	31.9	7.1	61	19.1	32.1
↓	177	NORTHWEST UNIVERSITY (CHINA)	CN	L	CO	VH	5	A	26.1	4.3	67.1	32.7	89.9	12.5	10.8	9.6	32
↓	178	DR. HARISINGH GOUR VISHWAVIDYALAYA (SAGAR UNIVERSITY), SAGAR	IN	M	CO	HI	4	A	6.9	3.5	53.9	41.3	86.1	95.2			31.9
↑	179	PERM NATIONAL RESEARCH POLYTECHNIC UNIVERSITY	RU	M	FO	VH	5	A	14.4	22.6	72.1	10.2	2.2	64.8	1.9	21.3	31.8
↓	180	UNIVERSITY OF THE FREE STATE	ZA	L	FO	VH	5	A	33.7	56	6.9	35.6	40.2	2.2	65.5	47.2	31.7
↓	181	UNIVERSIDADE FEDERAL DE SANTA MARIA	BR	L	FC	HI	4	A	28.2	16.9	29.5	27.7	35.4	85.6	10.9	3.6	31.6
↑	182	UNIVERSIDADE PRESBITERIANA MACKENZIE	BR	M	CO	HI	4	C	18.2	78.6	13.1	8.1	39.9	33.7	42	3.7	31.5
*	183=	NANJING MEDICAL UNIVERSITY	CN	L	FO	VH	4	A	1.9		78.7	66.3	90.4	19.1	15.4	43.1	31.2
↓	183=	UNIVERSIDADE ESTADUAL DO OESTE DO PARANÁ	BR	M	CO	HI	3	A	5.7	6.8	97.3	11.2	23.1	53.5	20.8	7.1	31.2
↑	185	ANDHRA UNIVERSITY	IN	M	CO	VH	4	A	18.6	33.3	12.4	33	30.1	96.8	19.9	39.2	31.1
↓	186=	CHINA UNIVERSITY OF POLITICAL SCIENCE AND LAW	CN	L	SP	HI	4	A	26.4	46.8	21.6	3.7	5.9	53.1	82	39.4	31
↓	186=	UNIVERSIDADE FEDERAL DE LAVRAS	BR	L	FO	VH	5	A	21.7	19.8	13.7	50.2	33.9	99	25.5	5.6	31
↑	186=	WUHAN UNIVERSITY OF TECHNOLOGY	CN	XL	FO	VH	2	A	29.7	23.6	27	40.4	84.2	21.4	26.2	23.7	31
↓	189=	TOMSK STATE PEDAGOGICAL UNIVERSITY	RU	M	CO	MD	5	A	6.9	15.3	54.8	10.6	84.8	56.8	40.6	97.6	30.9
↑	189=	UNIVERSITY OF KERALA	IN	M	CO	HI	4	A	22.8	23.5	20.6	20.6	57.6	97.2		6.2	30.9
↓	191	OCEAN UNIVERSITY OF CHINA	CN	XL	FC	HI	4	A	28.6	12.8	16.4	65.8	67.8	43	46.9	13.7	30.6
↓	192=	INDRAPRASTHA INSTITUTE OF INFORMATION TECHNOLOGY (IIIT) DELHI	IN	S	FO	VH	2	A	7.1	17.5	11.8	81.1	54.8	100	44.2	7.2	30.5
↑	192=	JIANGSU UNIVERSITY	CN	XL	CO	VH	5	A	10.1	6.8	80.8	34.6	73.1	2.7	30	57.5	30.5
↑	194	UNIVERSIDADE FEDERAL DA PARAÍBA	BR	XL	CO	HI	4	A	23.6	26.1	27.2	15.2	32.1	84.4	18	4	30.2
↑	195=	BELGOROD STATE UNIVERSITY	RU	M	CO	HI	5	A	16.2	7.4	49.8	12.6	18.6	80.8	26	99.9	30.1
↑	195=	PANJAB UNIVERSITY	IN	L	CO	HI	4	A	38.1	27.5	5.8	39.2	66.4	42.7		5.1	30.1
↑	195=	UNIVERSIDADE FEDERAL DE UBERLÂNDIA	BR	L	CO	HI	3	A	20.8	18.1	36	18.6	34.3	86	17.6	2.9	30.1
↓	198	UNIVERSIDADE FEDERAL DE GOIÁS	BR	L	CO	HI	4	A	18.8	11.4	59.2	14.2	44.1	56.9	19.1	4.9	30
↓	199=	MOSCOW STATE UNIVERSITY OF CIVIL ENGINEERING	RU	M	FO	HI	4	A	11.5	36.5	53.5	7.9	9.7	53.3	9.6	49.6	29.9
↓	199=	UNIVERSITY OF MYSORE, MYSORE	IN	M	SP	HI	5	A	25.2	28.8	9.6	37.9	20.2	80.6		58.4	29.9



NATIONAL RESEARCH MOSCOW STATE
**UNIVERSITY
OF CIVIL
ENGINEERING**

since
▪ 1921 ▪

СТРУКТУРНЫЙ СТРОИТЕЛЬНЫЙ УНИВЕРСИТЕТ

BUILD YOUR FUTURE!

- Industrial and Civil Engineering
- Architecture
- Urban Planning
- Hydraulic Engineering
- Power Plant Construction
- Engineering Systems

and much more

CONNECT WITH US

W: mgsu.ru

V: vk.com/mgsu

F: facebook.com/misi1921mgsu

T: twitter.com/mgsu

I: instagram.com/misi_mgsu

Y: youtube.com/MgsuRuTV

			Location	Size	Focus	Res.	Age	Status	Academic Reputation	Employer Reputation	Faculty Student	Papers per Faculty	Citations per Paper	Staff with PhD	International Faculty	International Students	Overall
↓	201-210	BEIJING UNIVERSITY OF CHINESE MEDICINE	CN	M	FC	HI	4	A	23.6	-	64.4	21.8	38.9	-	10.6	69.5	28.6 - 29.8
↓	201-210	CHINA UNIVERSITY OF MINING AND TECHNOLOGY	CN	XL	CO	VH	5	A	22.2	-	-	63	49.2	55.6	16.2	16.7	28.6 - 29.8
↑	201-210	CHINA UNIVERSITY OF PETROLEUM	CN	L	CO	VH	4	A	19.2	-	-	97.2	49	37.9	-	21.6	28.6 - 29.8
↓	201-210	NORTHERN (ARCTIC) FEDERAL UNIVERSITY NAMED AFTER M.V. LOMONOSOV	RU	M	CO	MD	1	A	-	-	78	-	-	58.3	26.2	57.3	28.6 - 29.8
↓	201-210	SAMARA POLYTECH (SAMARA STATE TECHNICAL UNIVERSITY)	RU	M	SP	MD	4	A	-	21.5	76.6	-	-	38.9	-	15.7	28.6 - 29.8
↑	201-210	SHENZHEN UNIVERSITY	CN	XL	CO	VH	3	A	22.3	-	56.3	22.3	76.8	-	49.7	-	28.6 - 29.8
↓	201-210	UNIVERSIDADE ESTADUAL DE MARINGÁ	BR	L	CO	HI	3	A	21	-	62.5	25.5	36.9	42.7	-	-	28.6 - 29.8
↓	201-210	UNIVERSIDADE FEDERAL DE CAMPINA GRANDE	BR	L	CO	HI	2	A	21.1	-	75.4	20.4	-	-	-	-	28.6 - 29.8
↓	201-210	UNIVERSIDADE TECNOLÓGICA FEDERAL DO PARANÁ	BR	XL	FO	VH	5	A	-	26.1	59.4	-	-	46.3	24.3	-	28.6 - 29.8
↓	201-210	UNIVERSITY OF KASHMIR, SRINAGAR	IN	M	CO	HI	4	A	-	-	54.7	26.7	38.8	90.9	-	-	28.6 - 29.8
↓	211-220	IRKUTSK STATE UNIVERSITY	RU	M	FO	HI	5	A	-	-	55.1	-	-	61.6	9.5	32.1	27.9 - 28.5
✳	211-220	JAMIA HAMDARD, NEW DELHI	IN	M	CO	HI	3	A	28.1	38.4	-	42.5	83.8	-	-	16.4	27.9 - 28.5
↑	211-220	NANJING NORMAL UNIVERSITY	CN	L	SP	VH	5	A	20.4	-	36.1	21.9	90.2	42.9	21.2	52.5	27.9 - 28.5
↓	211-220	NELSON MANDELA METROPOLITAN UNIVERSITY	ZA	L	CO	HI	2	A	26.8	60.3	-	21.9	51.1	-	27.2	45.3	27.9 - 28.5
↓	211-220	NORTH-EASTERN FEDERAL UNIVERSITY IN YAKUTSK	RU	L	FC	MD	4	A	-	-	85.5	-	-	49	27	17.6	27.9 - 28.5
↑	211-220	PONDICHERY UNIVERSITY	IN	XL	CO	HI	3	A	18.8	-	-	65	64.8	99.7	-	-	27.9 - 28.5
↓	211-220	RUSSIAN STATE UNIVERSITY FOR THE HUMANITIES RGGU	RU	M	FO	MD	3	A	29.8	23.3	35.5	-	-	49.4	12.8	46.1	27.9 - 28.5
↓	211-220	TAMBOV STATE TECHNICAL UNIVERSITY	RU	M	CO	MD	4	A	-	-	67.6	-	-	73.9	29.9	94.8	27.9 - 28.5
↓	211-220	TOMSK STATE UNIVERSITY OF CONTROL SYSTEMS AND RADIO-ELECTRONICS	RU	M	FO	HI	4	A	-	38.6	48.8	-	-	-	41.2	100	27.9 - 28.5
↓	211-220	VOLGOGRAD STATE UNIVERSITY	RU	M	FO	HI	3	A	20.2	-	45.3	-	-	78.2	11.6	38.8	27.9 - 28.5
↑	221-230	COCHIN UNIVERSITY OF SCIENCE & TECHNOLOGY	IN	S	CO	VH	3	A	-	-	-	90.1	42.1	64	-	-	27.1 - 27.7
↓	221-230	HUAZHONG AGRICULTURAL UNIVERSITY	CN	L	CO	VH	5	A	-	-	-	42.9	81.5	76.8	32.5	11.6	27.1 - 27.7
↑	221-230	JIANGNAN UNIVERSITY	CN	L	FC	VH	5	A	-	-	33.1	62.1	76.1	-	10.6	10.2	27.1 - 27.7
↓	221-230	MOSCOW TECHNOLOGICAL UNIVERSITY	RU	L	FO	HI	4	A	18.3	28.9	40.7	-	-	54.9	6.6	24.9	27.1 - 27.7
↑	221-230	NORTHWEST AGRICULTURE AND FORESTRY UNIVERSITY	CN	XL	CO	VH	4	A	-	-	83.5	19.7	67.2	-	9.2	-	27.1 - 27.7
↑	221-230	SHANGHAI NORMAL UNIVERSITY	CN	XL	CO	HI	4	A	24.5	-	31.3	-	95.9	-	46	35.4	27.1 - 27.7
↓	221-230	UNIVERSIDADE ESTADUAL DO NORTE FLUMINENSE	BR	M	FO	VH	3	A	-	-	-	46.2	-	100	99.3	-	27.1 - 27.7
↑	221-230	UNIVERSIDADE FEDERAL DA BAHIA	BR	XL	FC	HI	4	A	39.3	21.9	28.3	16.9	43.3	-	17.7	-	27.1 - 27.7
↓	221-230	UNIVERSIDADE FEDERAL DE OURO PRETO	BR	L	FC	MD	3	A	19.4	25.5	39	17.7	47.6	43.3	-	-	27.1 - 27.7
↓	221-230	UNIVERSIDADE FEDERAL DO ESPÍRITO SANTO	BR	L	FC	HI	4	A	-	-	35.5	22.9	35.6	93.8	-	-	27.1 - 27.7
↑	221-230	UNIVERSIDADE FEDERAL DO RIO GRANDE DO NORTE	BR	XL	FC	HI	4	A	27.5	-	-	24.8	47.3	77.1	17.8	-	27.1 - 27.7
↑	231-240	NANJING AGRICULTURAL UNIVERSITY	CN	L	CO	VH	4	A	26.1	-	-	62.6	77	29.6	-	-	25.7 - 26.8
↓	231-240	NATIONAL RESEARCH UNIVERSITY OF ELECTRONIC TECHNOLOGY - MIET	RU	S	FO	VH	4	A	-	-	46.2	54.8	-	38.1	11.4	36.6	25.7 - 26.8
↓	231-240	NORTH-CAUCASUS FEDERAL UNIVERSITY	RU	L	CO	MD	1	A	-	-	50.1	-	-	88.6	43.3	72.8	25.7 - 26.8
↓	231-240	RUSSIAN STATE AGRARIAN UNIVERSITY - MOSCOW AGRICULTURAL ACADEMY NAMED AFTER K.A.TIMIRYAZEV (RSAU-MTAA)	RU	L	FO	MD	5	A	18.8	29.7	34.7	-	-	55.8	-	42.2	25.7 - 26.8
↑	231-240	SARDAR PATEL UNIVERSITY, VALLABH VIDYANAGAR	IN	S	FO	VH	4	A	-	21.1	-	59.5	67.6	99.4	-	-	25.7 - 26.8
↓	231-240	SRI KRISHNADEVARAYA UNIVERSITY, ANANTPUR	IN	S	FO	VH	3	A	-	-	-	53.8	62.2	93.9	-	-	25.7 - 26.8
↓	231-240	UNIVERSIDADE ESTADUAL DE PONTA GROSSA	BR	M	CO	HI	3	A	-	-	77.1	-	39.8	-	-	-	25.7 - 26.8
↑	231-240	UNIVERSIDADE FEDERAL DE ALFENAS	BR	M	CO	HI	5	A	-	-	61.9	15.3	45.3	61.3	14.8	-	25.7 - 26.8
↓	231-240	UNIVERSIDADE FEDERAL DE ITAJUBÁ	BR	M	FO	VH	5	A	-	-	27.6	21.5	45.5	70.6	35.3	-	25.7 - 26.8
✳	231-240	YANSHAN UNIVERSITY	CN	XL	CO	VH	4	A	-	-	40.3	32.9	44.9	100	5.1	-	25.7 - 26.8
↑	241-250	BEIJING FORESTRY UNIVERSITY	CN	L	CO	VH	4	A	23.3	-	-	56.5	62	25.3	-	-	24.4 - 25.6
↓	241-250	CENTRAL CHINA NORMAL UNIVERSITY	CN	L	CO	VH	5	A	-	-	-	28.7	99.9	50.6	38.3	38.6	24.4 - 25.6
↓	241-250	DONGHUA UNIVERSITY	CN	L	FO	VH	4	A	-	-	-	71.1	95.2	-	16.3	74.5	24.4 - 25.6
↓	241-250	GOA UNIVERSITY	IN	S	CO	HI	3	A	-	-	-	59.5	66.1	84.1	5.5	-	24.4 - 25.6
↓	241-250	HERZEN STATE PEDAGOGICAL UNIVERSITY OF RUSSIA	RU	L	FO	MD	5	A	-	-	56.9	-	-	33.3	6	85	24.4 - 25.6
↑	241-250	NORTH MAHARASHTRA UNIVERSITY, JALGAON	IN	S	CO	HI	3	A	-	-	-	73.1	76.9	77.3	-	-	24.4 - 25.6
↑	241-250	OGAREV MORDOVIA STATE UNIVERSITY	RU	L	CO	MD	4	A	-	-	54	-	-	60.8	-	88.7	24.4 - 25.6
→	241-250	SHANTOU UNIVERSITY	CN	M	FC	HI	3	A	-	-	36.4	31.6	86.5	30.6	100	-	24.4 - 25.6
↓	241-250	UNIVERSIDADE DO VALE DO RIO DOS SINOS	BR	M	FO	HI	3	C	-	39	-	14.8	31.8	31.7	36.3	-	24.4 - 25.6



King Abdulaziz University

www.kau.edu.sa



RESEARCH EXCELLENCE IN MATHEMATICS

WITH OVER 170,000 STUDENTS,
WE ARE A BEACON OF KNOWLEDGE
WITH A RICH TRADITION OF DIVERSITY.

Future academics and enthusiastic post-graduate students will benefit from the high standard of teaching and research facilities KAU have to offer.

The Future. Inspired by research.

Jeddah, Saudi Arabia

QS World University Rankings BRICS 2019: Focus on China

This year, in total, more institutions from Mainland China – 113 - have been considered and ranked in this table than any of the five constituent nations, 5 of which are new entrants to the BRICS rankings. 21 of them place within the Top 50 and three more Chinese institutions have entered the top 200 this year.

This performance – which also sees all five of the top positions occupied by Chinese universities – demonstrates that China's higher education system is the strongest of the BRICS nations, with eight of the top 10 universities Chinese.

By analyzing the year-on-year difference between the average scores achieved by Chinese universities for each indicator against the BRICS averages, the research power of Mainland China's universities is illuminated and emphasized. The percentage difference for Citations per Paper has increased from 44% to 54%. The Papers per Faculty indicator average has declined 2.4% but remains 54.8% above the BRICS average – indicating that, while other BRICS nations are starting to increase their research productivity, Mainland China remains the pre-eminent BRICS research ecosystem.

The Academic Reputation average has decreased 4%, with the disparity between the average Chinese score and the BRICS average now 25% - down from 29% in the 2018 edition of the BRICS ranking. Furthermore, this method of analysis also indicates that China's Employer Reputation average score has further deteriorated: it is now 6.6% below the cohort average, exacerbating last year's 4.4% decline.

Chinese performance in both our teaching commitment indicators - Faculty/Student Ratio and Staff with PhD has improved by approximately 5%. However, this rate remains below the regional average increase, indicating that, while Mainland China's universities are increasing their commitment to teaching, other nations are accelerating this commitment at a faster rate. Our rankings remain a moving target, and, given the rate of improvement achieved by other institutions in other nations, improvements in absolute terms may not yield an improvement in ranking position.

Mainland China

			Size	Focus	Res.	Age	Status	Academic Reputation	Employer Reputation	Faculty Student	Papers per Faculty	Citations per Paper	Staff with PhD	International Faculty	International Students	Overall
1	1	TSINGHUA UNIVERSITY	XL	FC	VH	5	A	100	100	99.1	96.4	96.7	95.9	100	95.4	100
2	2	PEKING UNIVERSITY	XL	FC	VH	5	A	100	100	83.6	88.6	98.8	89.1	100	99.9	95.6
3	3	FUDAN UNIVERSITY	XL	FC	VH	5	A	100	100	96.4	72.2	99.8	78.4	100	98.8	95.5
4	4	UNIVERSITY OF SCIENCE & TECHNOLOGY OF CHINA	L	CO	VH	4	A	99.3	95.1	91.6	99.5	99.9	91.8	77.3	37.3	95.3
5	5	ZHEJIANG UNIVERSITY	XL	FC	VH	5	A	99.9	100	78.3	94.6	95	88.1	100	98.7	94.8
6	7	SHANGHAI JIAO TONG UNIVERSITY	XL	FC	VH	5	A	100	100	54.8	99.5	92	82.7	100	77.7	89.3
7	9	NANJING UNIVERSITY	XL	FC	VH	5	A	99.7	96.9	35.3	96.9	99.3	93.2	100	79.3	85.9
8	13	SUN YAT-SEN UNIVERSITY	XL	FC	VH	4	A	94	96	58.2	53.6	97.8	95.3	89	55.7	83.5
9	15	WUHAN UNIVERSITY	XL	FC	VH	5	A	95.6	97.7	34.1	80	90.4	93	100	68.5	82.1
10	20	HARBIN INSTITUTE OF TECHNOLOGY	L	FO	VH	4	A	81.4	58.2	75.6	99.1	77.5	82.7	54.7	62.9	77.1
11	23=	XI'AN JIAOTONG UNIVERSITY	XL	FC	VH	5	A	84.3	86	65.9	91.2	81.6	32.4	89.7	57.5	76.7
12	26	TONGJI UNIVERSITY	XL	FC	VH	5	A	89.2	72.1	34.8	96	76.9	67.3	100	94.1	74.1
13	27	BEIJING NORMAL UNIVERSITY	L	CO	VH	5	A	95.9	73.4	46.5	81.9	89.4	27.1	97	97	73.9
14	28	RENMIN (PEOPLE'S) UNIVERSITY OF CHINA	L	FO	VH	4	A	86.9	91	48.6	16.1	90.5	91.8	57.5	38.9	72.6
15	31	NANKAI UNIVERSITY	L	FC	VH	4	A	84.4	52.6	47	68.8	100	93.9	93.8	53.5	71.1
16	33=	SHANGHAI UNIVERSITY	XL	CO	VH	2	A	86.7	55.2	70.7	47.9	75.4	64.6	98	27.7	70.2
17	35	HUAZHONG UNIVERSITY OF SCIENCE & TECHNOLOGY	XL	FC	VH	4	A	76.3	82.2	22.4	94.2	91.5	83.5	67.6	48.9	69.9
18	38	JILIN UNIVERSITY	XL	FC	VH	4	A	73.9	62.1	68.4	51.4	91.5	62.8	88.2	19.2	67.8
19	41	BEIJING INSTITUTE OF TECHNOLOGY	L	FO	VH	4	A	80	50.6	44	95.4	67.6	82.7	31.1	49.5	66.9
20	46	BEIHANG UNIVERSITY	L	CO	VH	4	A	69.7	55.1	45.4	98.4	58.4	79.5	59.4	43.8	65.1
21	50	TIANJIN UNIVERSITY	XL	CO	VH	5	A	72.1	43.5	35.2	97.2	85.5	90.5	55.2	34.9	63.4
22	52	SHANDONG UNIVERSITY	XL	FC	VH	5	A	71.3	60.8	37.2	87.8	87.6	62.5	32.9	25	62.6
23	55	XIAMEN UNIVERSITY	XL	FC	VH	4	A	84.3	40	39.3	62.6	98.7	68.5	45.5	31.4	61.9
24	62	SICHUAN UNIVERSITY	XL	FC	VH	4	A	74.4	50.7	28.6	75.7	82.7	64.7	61.9	34.3	59.5
25	63	EAST CHINA NORMAL UNIVERSITY	L	CO	VH	4	A	61.2	37.3	50.3	53.7	94.9	74.2	99.8	99.5	59.1
26	65	SOUTHEAST UNIVERSITY	XL	FC	VH	5	A	58.2	27.6	58.6	91	80	72.2	54.1	42.3	58.1
27	67	UNIVERSITY OF SCIENCE & TECHNOLOGY BEIJING	L	CO	VH	4	A	69.6	42.5	24	99.4	62.7	82.8	24.9	28.4	57.6
28	72	SOUTH CHINA UNIVERSITY OF TECHNOLOGY	XL	CO	VH	4	A	55.5	44.9	28.5	86	95.2	66.7	51.7	23	53.9
29	73	BEIJING JIAOTONG UNIVERSITY	L	CO	VH	5	A	58.9	41.6	33.4	80.4	42.5	73.6	28.6	58.2	53
30	77	UNIVERSITY OF CHINESE ACADEMY OF SCIENCES	XL	FC	VH	3	A	71.2	8	7.4	86.8	100	100	99.2	18.7	51.7
31	78	DALIAN UNIVERSITY OF TECHNOLOGY	XL	CO	VH	4	A	50.8	31.2	21.3	95.3	89	79.3	56.1	25.2	50.3
32	80	EAST CHINA UNIVERSITY OF SCIENCE & TECHNOLOGY	L	CO	VH	4	A	43.9	28.5	38.2	88.5	99	72.5	20.8	13.5	49
33	81	BEIJING UNIVERSITY OF TECHNOLOGY	L	CO	VH	4	A	47.4	50.7	47.9	71.1	47.1	36.3	26.5	23.7	48.9
34	82	NORTHWESTERN POLYTECHNICAL UNIVERSITY	L	CO	VH	4	A	26.2	22.7	67.8	80.2	48.1	80.8	99	24.2	48.1
35	83	CHINA AGRICULTURAL UNIVERSITY	L	FC	VH	5	A	46.8	18.8	44.4	84.4	70.9	77.1	29.7	10.4	48
36	102=	BEIJING UNIVERSITY OF POSTS & TELECOMMUNICATIONS	L	CO	VH	4	A	17	29.9	70.5	89.8	40.6	45.9	38.2	12.9	42.6
37	106	UNIVERSITY OF ELECTRONIC SCIENCE & TECHNOLOGY OF CHINA	XL	CO	VH	4	A	27.4	27	47.4	81.7	51.6	47.9	94.1	11.1	41.8
38	110	SOUTHERN UNIVERSITY OF SCIENCE & TECHNOLOGY	S	CO	VH	1	A	5		100	17.9	100	100	100	1.9	41.3
39	111	HUNAN UNIVERSITY	XL	CO	VH	4	A	40.7	22.8	16.1	75.9	97	68.2	36.1	22.4	41.2
40	113=	NANJING UNIVERSITY OF SCIENCE & TECHNOLOGY	L	FO	VH	4	A	22.2	18.8	39.9	78.4	68.9	87.5	44.6	28.7	40.8
41	115=	SOOCHOW UNIVERSITY	XL	CO	VH	5	B	27.3	20.7	60.9	61.8	99.3	26	47.7	24.6	40.6
42	118	NANJING UNIVERSITY OF AERONAUTICS & ASTRONAUTICS	L	FO	VH	4	A	25.4	27.5	27.7	86.8	59.2	77.2	37.4	28.4	40.2
43	129	BEIJING UNIVERSITY OF CHEMICAL TECHNOLOGY	L	CO	VH	4	A	27.2	21.3	72.1	50.3	98.7	1.2	6.1	11.1	37.8
44	131	CHONGQING UNIVERSITY	XL	CO	VH	4	A	40.5	27.8	25.5	82.5	67.5	13.8	35.9	10.2	37.4
45=	132=	BEIJING FOREIGN STUDIES UNIVERSITY	M	SP	MD	4	A	37.9	32.8	60	3.8	5	13.7	99	96.6	37.3
45=	132=	NATIONAL UNIVERSITY OF DEFENSE TECHNOLOGY	M	FO	VH	4	A	14.9	6.1	97.9	95.1	35.7	1	5.5		37.3
47	136	JINAN UNIVERSITY (CHINA)	XL	FC	VH	5	A	24.9	15.1	20.3	67.5	86.9	58.7	100	100	37
48	144	SHANGHAI UNIVERSITY OF FINANCE & ECONOMICS	L	FO	HI	5	A	27	39.7	29.4	7.9	69	69	65.6	46.4	36.3
49	145	UNIVERSITY OF INTERNATIONAL BUSINESS & ECONOMICS	L	FO	MD	4	A	20.6	29.7	52.5	4.5	59	48	87.6	99.8	35.9
50	147	SHANGHAI INTERNATIONAL STUDIES UNIVERSITY	L	SP	MD	4	A	33.6	30.8	46.7	3.4	2.6	42.5	99.5	99.6	35.7

Mainland China

			Size	Focus	Res.	Age	Status	Academic Reputation	Employer Reputation	Faculty Student	Papers per Faculty	Citations per Paper	Staff with PhD	International Faculty	International Students	Overall
51	148=	CENTRAL SOUTH UNIVERSITY	XL	FC	VH	2	A	36.4	28.4	19.7	88.4	70.5	5.9	50.9	14.5	35.6
52	151=	CHINA UNIVERSITY OF GEOSCIENCES	L	SP	VH	4	A	21.6	9.6	75.2	62.2	74.3	4.4	6.6	23.8	35
53	155	LANZHOU UNIVERSITY	XL	CO	VH	5	A	40.1	15.3	25.3	54.1	98.2	29.8	16	9.2	34.5
54	157	NORTHEASTERN UNIVERSITY (CHINA)	XL	SP	VH	4	A	25.7	18.6	23.7	79.9	38.3	46.4	97.5	20.3	34.1
55	163=	HARBIN ENGINEERING UNIVERSITY	L	FO	VH	4	A	21.3	17	34.3	74.3	49.9	55.4	21.4	18.1	33.5
56	177	NORTHWEST UNIVERSITY (CHINA)	L	CO	VH	5	A	26.1	4.3	67.1	32.7	89.9	12.5	10.8	9.6	32
57	183=	NANJING MEDICAL UNIVERSITY	L	FO	VH	4	A	1.9		78.7	66.3	90.4	19.1	15.4	43.1	31.2
58=	186=	WUHAN UNIVERSITY OF TECHNOLOGY	XL	FO	VH	2	A	29.7	23.6	27	40.4	84.2	21.4	26.2	23.7	31
58=	186=	CHINA UNIVERSITY OF POLITICAL SCIENCE & LAW	L	SP	HI	4	A	26.4	46.8	21.6	3.7	5.9	53.1	82	39.4	31
60	191	OCEAN UNIVERSITY OF CHINA	XL	FC	HI	4	A	28.6	12.8	16.4	65.8	67.8	43	46.9	13.7	30.6
61	192=	JIANGSU UNIVERSITY	XL	CO	VH	5	A	10.1	6.8	80.8	34.6	73.1	2.7	30	57.5	30.5
62	201-210	BEIJING UNIVERSITY OF CHINESE MEDICINE	M	FC	HI	4	A	23.6	-	64.4	21.8	38.9	-	10.6	69.5	28.6 - 29.8
63	201-210	SHENZHEN UNIVERSITY	XL	CO	VH	3	A	22.3	-	56.3	22.3	76.8	-	49.7	-	28.6 - 29.8
64	201-210	CHINA UNIVERSITY OF PETROLEUM	L	CO	VH	4	A	19.2	-	-	97.2	49	37.9	-	21.6	28.6 - 29.8
65	201-210	CHINA UNIVERSITY OF MINING & TECHNOLOGY	XL	CO	VH	5	A	22.2	-	-	63	49.2	55.6	16.2	16.7	28.6 - 29.8
66	211-220	NANJING NORMAL UNIVERSITY	L	SP	VH	5	A	20.4	-	36.1	21.9	90.2	42.9	21.2	52.5	27.9 - 28.5
67	221-230	NORTHWEST AGRICULTURE & FORESTRY UNIVERSITY	XL	CO	VH	4	A	-	-	83.5	19.7	67.2	-	9.2	-	27.1 - 27.7
68	221-230	SHANGHAI NORMAL UNIVERSITY	XL	CO	HI	4	A	24.5	-	31.3	-	95.9	-	46	35.4	27.1 - 27.7
69=	221-230	JIANGNAN UNIVERSITY	L	FC	VH	5	A	-	-	33.1	62.1	76.1	-	10.6	10.2	27.1 - 27.7
69=	221-230	HUAZHONG AGRICULTURAL UNIVERSITY	L	CO	VH	5	A	-	-	-	42.9	81.5	76.8	32.5	11.6	27.1 - 27.7
71	231-240	NANJING AGRICULTURAL UNIVERSITY	L	CO	VH	4	A	26.1	-	-	62.6	77	29.6	-	-	25.7 - 26.8
72	231-240	YANSHAN UNIVERSITY	XL	CO	VH	4	A	-	-	40.3	32.9	44.9	100	5.1	-	25.7 - 26.8
73	241-250	CENTRAL CHINA NORMAL UNIVERSITY	L	CO	VH	5	A	-	-	-	28.7	99.9	50.6	38.3	38.6	24.4 - 25.6
74	241-250	DONGHUA UNIVERSITY	L	FO	VH	4	A	-	-	-	71.1	95.2	-	16.3	74.5	24.4 - 25.6
75	241-250	BEIJING FORESTRY UNIVERSITY	L	CO	VH	4	A	23.3	-	-	56.5	62	25.3	-	-	24.4 - 25.6
76	241-250	SHANTOU UNIVERSITY	M	FC	HI	3	A	-	-	36.4	31.6	86.5	30.6	100	-	24.4 - 25.6
77	251-260	NORTHEAST NORMAL UNIVERSITY	L	CO	VH	4	A	20.9	-	-	34	99.3	27.9	20.5	10.7	23.7 - 24.2
78	251-260	SOUTHWEST UNIVERSITY	XL	CO	VH	2	A	-	-	-	40.9	88.3	45.6	4.2	10.8	23.7 - 24.2
79=	251-260	XIDIAN UNIVERSITY	L	CO	VH	4	A	-	-	-	85.6	54.9	-	5.1	17	23.7 - 24.2
79=	251-260	SHAANXI NORMAL UNIVERSITY	L	CO	VH	4	A	-	-	-	33.6	84.7	51.8	4.5	24.7	23.7 - 24.2
79=	251-260	XI'AN JIAOTONG-LIVERPOOL UNIVERSITY	M	CO	HI	2	B	20.4	-	-	15.2	58.6	-	100	49	23.7 - 24.2
82=	251-260	ZHENGZHOU UNIVERSITY	XL	FC	VH	4	A	27.3	18.9	-	42.6	70.8	-	-	21.5	23.7 - 24.2
82=	251-260	CENTRAL UNIVERSITY OF FINANCE & ECONOMICS	L	CO	MD	4	A	-	-	34.5	-	33	76	-	11.7	23.7 - 24.2
82=	251-260	SHANGHAI INSTITUTE OF FOREIGN TRADE	M	SP	MD	4	A	-	-	73.5	-	-	-	-	100	23.7 - 24.2
85	261-270	COMMUNICATION UNIVERSITY OF CHINA	M	FO	VH	4	A	18.2	21.5	50	14	-	-	-	44.3	22.3 - 23.6
86	261-270	CHINA PHARMACEUTICAL UNIVERSITY	L	FO	VH	4	A	-	-	-	62.1	86.2	-	7.8	11.1	22.3 - 23.6
87	261-270	NANJING UNIVERSITY OF INFORMATION SCIENCE & TECHNOLOGY	XL	FO	VH	4	A	-	-	-	53.9	77.4	78.6	-	36.9	22.3 - 23.6
88	271-280	SOUTH CHINA NORMAL UNIVERSITY	XL	CO	VH	4	A	20.8	-	-	41.1	84.8	36	19.6	-	21.5 - 22.2
89	271-280	SOUTHWEST JIAOTONG UNIVERSITY	XL	CO	VH	5	A	-	25.8	-	53.9	42	-	-	-	21.5 - 22.2
90	271-280	MINZU UNIVERSITY OF CHINA	L	FC	MD	4	A	18.4	-	35.5	-	85.2	-	30.9	37.7	21.5 - 22.2
91	291-300	NORTH CHINA ELECTRIC POWER UNIVERSITY	L	CO	VH	4	A	-	-	39.9	34.2	60.6	-	23.2	-	19.7 - 20.4
92	291-300	FUZHOU UNIVERSITY	L	FO	VH	4	A	-	-	-	51	99.7	-	-	-	19.7 - 20.4
93	291-300	HOHAI UNIVERSITY	XL	FO	VH	5	A	-	-	-	65.2	34.7	-	24.7	16.6	19.7 - 20.4
94	291-300	HEFEI UNIVERSITY OF TECHNOLOGY	XL	FO	VH	4	A	-	-	-	56.9	75.1	-	-	-	19.7 - 20.4
95	301-350	SOUTHWESTERN UNIVERSITY OF FINANCE & ECONOMICS	L	FO	HI	4	A	-	-	27	-	48.2	37.5	44.7	23.5	13.6 - 19.5
96	301-350	YANGZHOU UNIVERSITY	XL	FC	HI	5	A	-	-	30.4	22.4	75.8	-	40.3	27.1	13.6 - 19.5
97	301-350	LIAONING UNIVERSITY	L	FO	HI	4	A	-	-	-	15.4	63.3	67.7	-	23.3	13.6 - 19.5
98	301-350	HEBEI UNIVERSITY OF TECHNOLOGY	L	FO	VH	5	A	-	-	-	42.5	34.5	36.9	25.6	-	13.6 - 19.5
99	301-350	YUNNAN UNIVERSITY	L	CO	VH	4	A	19.3	-	-	25.5	62.2	-	16.3	14.8	13.6 - 19.5
100	301-350	XINJIANG UNIVERSITY	L	FO	VH	4	A	20.4	-	-	22.4	64.9	-	-	23.4	13.6 - 19.5



Create | Innovate | Empower

A leading institution of higher education in the United Arab Emirates and across the region, Zayed University is distinguished for its dedication to research and scholarship that seeks to address the needs of a culturally diverse, technologically advanced, and increasingly global environment. We take pride in providing world-class undergraduate and graduate programs to both national and international students across two modern campuses in Abu Dhabi and Dubai.

Some of our research facilities Include:

- Assistive Technology Resource Centers
- Cognition & Neuroscience Research Laboratory
- Bloomberg Virtual Trading Labs and CFA Training
- 3D Printing & Robotics Fabrication Laboratory
- Hyperspectral & Instrumentation Laboratories
- Cyber Security and Digital Forensics Laboratories
- Zayed University Center for Educational Innovation
- Marine and Coral Propagation Laboratory



A Community of
500 Researchers

90% International
Faculty from **60** Countries



Accredited by
Middle States Commission on Higher Education



جامعة زايد
ZAYED UNIVERSITY

QS World University Rankings BRICS 2019: Focus on India

This year, in total, there are 86 institutions from India that have been considered and ranked in the 2019 QS BRICS rankings. Ten Indian institutions are featured within the top 50, and there are ten new Indian entrants into the top 200.

By examining the average score achieved by BRICS institutions for each indicator, and by examining the disparities between these averages and the national averages for each constituent BRIC country, we see that research productivity and impact has been one of the strongest aspects of Indian institutional performance, and one means by which it distinguishes itself from its competitors.

The average score achieved by Indian institutions in both research indicators – Citations per Paper and Papers per Faculty – are more than 20% higher than the BRICS average score.

In the Academic Reputation indicator, India's scores have, hitherto, lingered behind BRICS averages, indicating that India's universities do not enjoy, on average, the same renown among the global academic community as those in, say, China or Russia. However, this year, the average Academic Reputation score achieved by Indian institutions has increased by 7%, constituting a narrowing of this reputational gap.

Our Staff with PhD indicator is designed to identify the extent to which universities are cultivating a highly-qualified faculty body, and India's strong performance in this metric also warrants attention. Twenty Indian institutions receive full marks – 100/100 – for Staff with PhD: a performance unmatched by any other BRICS nation.

However, the performance of the Indian higher education system in internationalization metrics is less outstanding, with relatively low proportions of international faculty and students providing a barrier to further ranking improvements. Only two Indian institutions achieve a top-50 score for International Faculty Ratio and International Student Ratio. With other nations placing internationalization at the heart of their tertiary education strategy – including Russia, who are currently seeking to triple their inbound student numbers between 2018 and 2025 – Indian institutions may find themselves lagging further behind in this indicator.

2019 RANK IN INDIA

2019 RANK IN BRICS

India

			Size	Focus	Res.	Age	Status	Academic Reputation	Employer Reputation	Faculty Student	Papers per Faculty	Citations per Paper	Staff with PhD	International Faculty	International Students	Overall
1	8	INDIAN INSTITUTE OF TECHNOLOGY BOMBAY (IITB)	M	CO	VH	4	A	99	99.9	60.1	96	79.2	96.7	21.1	7.3	86.7
2	10	INDIAN INSTITUTE OF SCIENCE (IISc) BANGALORE	S	SP	VH	5	A	94.4	76.4	75.7	100	91.5	100	4.2	8.8	84.7
3	17	INDIAN INSTITUTE OF TECHNOLOGY MADRAS (IITM)	M	CO	VH	4	A	92.5	97.3	40.8	98.8	72	100	23	5.4	80.6
4	18	INDIAN INSTITUTE OF TECHNOLOGY DELHI (IITD)	M	CO	VH	4	A	97.9	99.6	28.4	99.9	80.7	100	13	6.1	80.5
5	23=	INDIAN INSTITUTE OF TECHNOLOGY KHARAGPUR (IITKGP)	M	FO	VH	4	A	87.4	97	23.1	99.5	84.4	99.6	53.3	1.3	76.7
6	25	INDIAN INSTITUTE OF TECHNOLOGY KANPUR (IITK)	M	CO	VH	4	A	92.8	94.7	21.8	99.9	70.9	100	6.8	4.1	75.9
7	36	UNIVERSITY OF HYDERABAD	S	FC	VH	3	A	62.8	39	95.8	87.6	81.8	99.6		5.2	69.6
8	42	UNIVERSITY OF DELHI	L	FC	HI	4	A	93.8	97.9	16.3	53.5	73.2	42.5	33.7	9	66.1
9	47	INDIAN INSTITUTE OF TECHNOLOGY ROORKEE (IITR)	M	FO	VH	5	A	62.8	81.8	20.7	99.9	88.4	100		13.4	64.9
10	48	INDIAN INSTITUTE OF TECHNOLOGY GUWAHATI (IITG)	M	CO	VH	2	A	61.3	68.4	35.5	98.4	80.9	100	5.2	6.1	64.1
11	68	UNIVERSITY OF CALCUTTA	L	CO	VH	5	A	68.3	67.3	4.1	84.6	51.7	99.3	1.8	1.2	56.5
12	75	JADAVPUR UNIVERSITY	M	CO	VH	5	A	61.2	43.4	31.2	94.4	65	57.5		4.7	52.5
13	87=	ANNA UNIVERSITY	L	FO	VH	3	A	36.6	72.7	10.6	98.5	52.3	53.6		1.4	46.1
14	89	UNIVERSITY OF MUMBAI	XL	FC	MD	5	A	47.8	93	1.2	45.8	75.2	37.4		1	45.8
15	90	BANARAS HINDU UNIVERSITY	L	FC	HI	5	A	52.3	42.8	20.7	55.4	75.2	67.3	5.3	12.9	45.4
16	94=	INDIAN INSTITUTE OF TECHNOLOGY HYDERABAD	S	CO	VH	2	A	22.6	21	53.8	85.3	70.1	100	4.3		44.4
17	96	BIRLA INSTITUTE OF TECHNOLOGY & SCIENCE	M	CO	VH	5	B	34	63.9	11.8	54.5	63	93	1.8	10.4	44.1
18	97	INDIAN INSTITUTE OF TECHNOLOGY INDORE (IIT INDORE)	S	FO	VH	1	A	11.4	16.8	66.6	96.4	74.3	100			44
19	100	SAVITRIBAI PHULE PUNE UNIVERSITY	M	CO	HI	4	A	46.3	72.5	25.9	18.2	32.7	50.3		22.1	43.1
20	104	ALAGAPPA UNIVERSITY, KARAIKUDI	S	CO	VH	3	A	4	13.5	93.6	54.5	85.5	95.1		2.4	42.4
21=	107=	INDIAN INSTITUTE OF TECHNOLOGY ROPAR	S	FO	VH	2	A	1.1		94.1	73.4	94	100			41.7
21=	107=	INDIAN INSTITUTE OF TECHNOLOGY BHUBANESWAR (IIT BBS)	S	FO	VH	2	A	11.4	14	62.1	81.3	79.4	100	19.5		41.7
23	109	SYMBIOSIS INTERNATIONAL (DEEMED UNIVERSITY)	L	CO	MD	2	B	17.4	75.9	82.9	2.7	30.9	2.7	25	51.5	41.5
24	115=	INSTITUTE OF CHEMICAL TECHNOLOGY (UDCT), MUMBAI	S	FO	VH	4	A	18.7	40	8.1	100	96.9	100		2.8	40.6
25	119	INDIAN INSTITUTE OF INFORMATION TECHNOLOGY(IIT) - ALLAHABAD	S	FO	HI	2	A	24.8	57.9	5.2	67.2	46.6	98.7		11.7	39.8
26	120	MANIPAL ACADEMY OF HIGHER EDUCATION	L	FC	HI	4	B	33.5	51.9	70.7	14.5	26.9	1.1	6.4	55.4	39.5
27	121	NATIONAL INSTITUTE OF TECHNOLOGY ROURKELA	M	SP	HI	4	A	14.3	33.1	15.7	97.2	77.4	100		41.8	39.2
28	125	JAMIA MILLIA ISLAMIA, NEW DELHI	M	CO	VH	4	A	29.2	38.5	30	29.5	79	73.9	25.8	24	38.5
29	126	NATIONAL INSTITUTE OF TECHNOLOGY TIRUCHIRAPPALLI	M	FO	VH	4	A	18	35.9	29.6	85.3	89	48.2		65.9	38.4
30	130	TAMIL NADU AGRICULTURAL UNIVERSITY, COIMBATORE	M	SP	LO	3	A	17.1	1.4	100	5.6	25.3	100		1.7	37.7
31	132=	THAPAR UNIVERSITY	M	FO	VH	4	A	19.6	45.4	24.2	65.9	60.9	66.9	21.5	6.2	37.3
32	137	GB PANT UNIVERSITY OF AGRICULTURE & TECHNOLOGY, PANTNAGAR	S	SP	MD	4	A	6.1	13.5	95.8	15.1	21.8	100	1	1.7	36.8
33	138	ALIGARH MUSLIM UNIVERSITY (AMU), ALIGARH	L	CO	HI	5	A	39.6	38.1	41.9	26.1	71.2	16		19.2	36.6
34=	141=	OSMANIA UNIVERSITY, HYDERABAD	M	CO	VH	5	A	21.8	50.7	11	60.9	37.1	75		64.7	36.4
34=	141=	INDIAN INSTITUTE OF TECHNOLOGY PATNA	S	FO	VH	2	A	9.1	13.5	45.1	85.8	58.6	100			36.4
36	146	TEZPUR UNIVERSITY, TEZPUR	S	FO	VH	2	A	12.2	8.6	40.9	76.1	92.6	82.6	44.6	8.9	35.8
37	148=	BANGALORE UNIVERSITY, BANGALORE	S	FO	VH	5	A	32.4	56.1	25.2	31.4	51.6	32.9		5.2	35.6
38	153=	SRI VENKATESWARA UNIVERSITY	M	CO	VH	4	A	11	21.1	39.1	54.1	72.4	100		1.5	34.8
39	158=	UNIVERSITY OF CALICUT	S	CO	HI	4	A	15.3	11.5	49.1	50.1	35.7	98.4		4.8	33.9
40	168	AMRITA UNIVERSITY	L	FC	HI	2	B	20.4	36.9	49.2	19.9	54.4	17.6	100	12.4	33

2019 RANK IN INDIA

2019 RANK IN BRICS

India

			Size	Focus	Res.	Age	Status	Academic Reputation	Employer Reputation	Faculty Student	Papers per Faculty	Citations per Paper	Staff with PhD	International Faculty	International Students	Overall
41	170=	AMITY UNIVERSITY	L	CO	HI	2	B	23.3	65	34.7	11.8	24.7	3.6	11.3	90.5	32.7
42	173	INDIAN SCHOOL OF MINES (ISM) UNIVERSITY, DHANBAD	M	FO	VH	4	A	16.1	14.8	8.8	95.6	50	100	1.3	21	32.6
43	175	MANGALORE UNIVERSITY, MANGALORE	S	CO	VH	3	A	7.4	17.5	52.2	75.5	15.7	70.8		12.8	32.3
44	176	VELLORE INSTITUTE OF TECHNOLOGY (VIT)	XL	FO	VH	3	B	25.8	47.9	32.6	35.8	31.9	7.1	61	19.1	32.1
45	178	DR. HARISINGH GOUR VISHWAVIDYALAYA (SAGAR UNIVERSITY), SAGAR	M	CO	HI	4	A	6.9	3.5	53.9	41.3	86.1	95.2			31.9
46	185	ANDHRA UNIVERSITY	M	CO	VH	4	A	18.6	33.3	12.4	33	30.1	96.8	19.9	39.2	31.1
47	189=	UNIVERSITY OF KERALA	M	CO	HI	4	A	22.8	23.5	20.6	20.6	57.6	97.2		6.2	30.9
48	192=	INDRAPRASTHA INSTITUTE OF INFORMATION TECHNOLOGY (IIIT) DELHI	S	FO	VH	2	A	7.1	17.5	11.8	81.1	54.8	100	44.2	7.2	30.5
49	195=	PANJAB UNIVERSITY	L	CO	HI	4	A	38.1	27.5	5.8	39.2	66.4	42.7		5.1	30.1
50	199=	UNIVERSITY OF MYSORE, MYSORE	M	SP	HI	5	A	25.2	28.8	9.6	37.9	20.2	80.6		58.4	29.9
51-55	201-210	UNIVERSITY OF KASHMIR, SRINAGAR	M	CO	HI	4	A	-	-	54.7	26.7	38.8	90.9	-	-	28.6 - 29.8
51-55	211-220	PONDICHERRY UNIVERSITY	XL	CO	HI	3	A	18.8	-	-	65	64.8	99.7	-	-	27.9 - 28.5
51-55	211-220	JAMIA HAMDARD, NEW DELHI	M	CO	HI	3	A	28.1	38.4	-	42.5	83.8	-	-	16.4	27.9 - 28.5
51-55	221-230	COCHIN UNIVERSITY OF SCIENCE & TECHNOLOGY	S	CO	VH	3	A	-	-	-	90.1	42.1	64	-	-	27.1 - 27.7
51-55	231-240	SARDAR PATEL UNIVERSITY, VALLABH VIDYANAGAR	S	FO	VH	4	A	-	21.1	-	59.5	67.6	99.4	-	-	25.7 - 26.8
56-60	231-240	SRI KRISHNADEVARAYA UNIVERSITY, ANANTPUR	S	FO	VH	3	A	-	-	-	53.8	62.2	93.9	-	-	25.7 - 26.8
56-60	241-250	NORTH MAHARASHTRA UNIVERSITY, JALGAON	S	CO	HI	3	A	-	-	-	73.1	76.9	77.3	-	-	24.4 - 25.6
56-60	241-250	GOA UNIVERSITY	S	CO	HI	3	A	-	-	-	59.5	66.1	84.1	5.5	-	24.4 - 25.6
56-60	251-260	SHIVAJI UNIVERSITY, KOLHAPUR	M	CO	HI	4	A	-	-	-	86.7	95.3	42.6	-	-	23.7 - 24.2
56-60	261-270	SRM INSTITUTE OF SCIENCE & TECHNOLOGY (AKA SRM UNIVERSITY)	XL	CO	HI	3	B	19.4	47	-	-	39.9	-	6.9	14	22.3 - 23.6
61-65	271-280	GAUHATI UNIVERSITY, GUWAHATI	M	CO	HI	4	A	-	-	24.7	35.9	41	84.9	-	-	21.5 - 22.2
61-65	281-290	JAWAHARLAL NEHRU TECHNOLOGICAL UNIVERSITY	M	FO	HI	3	A	-	49	-	27.3	-	-	-	-	20.5 - 21.4
61-65	291-300	SASTRA DEEMED UNIVERSITY	L	CO	HI	3	B	-	-	-	55.1	36.6	-	-	-	19.7 - 20.4
61-65	291-300	KALINGA INSTITUTE OF INDUSTRIAL TECHNOLOGY (KIIT)	L	CO	HI	3	B	-	21.9	30.2	-	41.2	28.5	10.6	18.6	19.7 - 20.4
61-65	301-350	GURU NANAK DEV UNIVERSITY, AMRISTAR	M	CO	VH	3	A	-	-	-	57.8	88.5	-	-	-	13.6 - 19.5
66-70	301-350	MOHANLAL SUKHADIA UNIVERSITY, UDAIPUR	M	CO	MD	4	A	-	-	-	37.1	37.1	100	-	-	13.6 - 19.5
66-70	301-350	BANASTHALI UNIVERSITY (AKA BANASTHALI VIDYAPITH UNIVERISTY, JAIPUR)	M	CO	HI	4	A	-	-	-	14.8	-	58.9	42.5	69.1	13.6 - 19.5
66-70	301-350	KUMAUN UNIVERSITY, NAINITAL	M	FO	HI	3	A	-	-	-	18.6	-	97.6	-	-	13.6 - 19.5
66-70	301-350	MAHARAJA SAYAJIRAO UNIVERSITY OF BARODA, VADODARA	XL	CO	MD	4	A	20	24.9	-	15.1	65.8	-	-	-	13.6 - 19.5
66-70	301-350	O. P. JINDAL GLOBAL UNIVERSITY	S	SP	MD	1	B	-	-	39.1	-	-	-	100	-	13.6 - 19.5
71-75	301-350	UNIVERSITY OF JAMMU, JAMMU	M	CO	HI	3	A	-	-	-	30.3	42.2	70.1	-	-	13.6 - 19.5
71-75	301-350	CHRIST (DEEMED TO BE UNIVERSITY), BENGALURU	L	CO	MD	3	B	-	52.5	-	-	-	-	16.3	21.8	13.6 - 19.5
71-75	301-350	ICFAI FOUNDATION FOR HIGHER EDUCATION, HYDERABAD	M	SP	LO	4	B	-	21.1	-	-	32.9	57.8	-	-	13.6 - 19.5
71-75	301-350	KONERU LAKSHMAIAH EDUCATION FOUNDATION	L	FO	HI	3	B	-	-	56.8	-	-	-	-	-	13.6 - 19.5
71-75	301-350	GULBARGA UNIVERSITY, GULBARGA	S	CO	HI	3	A	-	-	-	29.7	45.4	65.9	-	-	13.6 - 19.5



UniKL
UNIVERSITI
KUALA LUMPUR

“ Empowering Vocational and Technical Minds ”

Universiti Kuala Lumpur (UniKL) was established in 2002 under *Majlis Amanah Rakyat (MARA)*, a Malaysian agency under the Ministry of Rural and Regional Development (KKLW). UniKL provides graduates with the knowledge, skills and attitude required to contribute towards and play major roles in a globalised and knowledge-based economy.

Having produced more than 48,000 graduates since its inception, UniKL strategically posits itself as a leading local institution for technical, vocational and entrepreneurial programmes. UniKL actively champions, markets and spread the message of **Higher Technical and Vocational Education and Training (HTVET)** in its programmes to truly become the apex of technical university for Malaysia.


The philosophy of the university is to offer programmes that meet demands of the global industry, and that students are equipped with all the required knowledge and hands-on industry experience via what is known as *Industrialmanship* - a concept to introduce UniKL students to industrial culture and real working environment from as early as Semester 1 up to the Final Semester, upon graduation and beyond.

UniKL City Campus where the Chancellery is housed, is located in the heart of Malaysia's capital and commerce area, boasting the tallest University Tower in the country - a 31-story building situated at the heart of the Golden Triangle of Kuala Lumpur. The other 11 campuses are spread all over Peninsular Malaysia where every campus has its own specialization with the concept of '**One Campus, One Specialisation**'.

Beyond the general and technical education delivered on campus, UniKL delivers a competitive and dynamic vocational education through strong partnerships with industries and research institutions to apply and commercialise research findings. Today, the university has extensive collaborations with local and international businesses such as Microsoft, Citroen, Aero Bildung, CIMB, CISCO, Hyundai, Oracle and IBM.

As one of its initiatives to improve the delivery in technical education, UniKL has developed its UniKL value-based Higher Technical and Vocational Education and Training (HTVET) model. The four pillars of excellence are: Innovative Teaching and Learning, Quality Curriculum, Academic Professionalism, and Student Talent Enhancement. This model produces human capital who are innovation-driven, entrepreneurial, ethical and professionally skilled in science, technology and trades which is set to make Malaysia a high income nation.





UniKL
UNIVERSITI
KUALA LUMPUR

Universiti Kuala Lumpur

Where Knowledge is Applied and Dreams Realised



Industry Driven Curriculum



Professional Certification



Expert Guidance



Study/Work 1 Semester Abroad



Education Financing



Career Guidance

Specialisations

It, Multimedia, Business Technology

Medical & Allied Health Sciences

Chemical & Bioengineering

Industrial Maintenance, Design & Manufacturing

Electrical, Electronics, Medical Electronics & Telecommunication

Automotive Technology

Marine Engineering Technology

Aviation & Aircraft Technology

Quality Engineering, Facilities Maintenance and Industrial Logistic

Medical Sciences Technology

Accounting, Entrepreneurship, Islamic Finance, Marketing & International Business

www.unikl.edu.my

Apply now and register to enjoy acceptance fees waiver
Financial assistance will be arranged for those eligible



Reimagine Education Conference & Awards

Introducing the most innovative, industry-leading teaching and learning practices to enhance teaching quality in higher education.

- 1 Cultivate transformative global partnerships
- 2 Connect with top educational innovators
- 3 Learn how to enhance your university's teaching practice



For more information and to book tickets, please visit reimagine-education.com



Grand Hyatt
San Francisco, United States
29-30 November 2018



**QUEEN'S
UNIVERSITY
BELFAST**

**MAKING A
DIFFERENCE
THROUGH OUR
IMPACT IN THE
WORLD**

qub.ac.uk



**RUSSELL
GROUP**



SHINING A LIGHT ON EXCELLENCE

Global-standard ratings for higher education institutions

BRANDING



Increased international
recognition



Enhanced branding and
visibility among prospective
students

STRATEGY



Strategy-supporting
Development Roadmap



Industry-leading performance
evaluation

Tell the world what you do best

Discover more www.qs.com

We are looking for Dark Matter and seeking answers to the 100 most important questions in modern science

www.nsu.ru

N* Novosibirsk
State
University
*** THE REAL SCIENCE**



INSIGHTS INTO YOUR PERFORMANCE IN RANKINGS

DATA ANALYTICS • QS STARS RATING • CONSULTING SERVICES

Turn data into insight to boost your position in rankings by:



*Understanding and optimizing
your reputational strategy*



*Identifying and maximizing
existing strengths*



*Implementing frameworks for
performance improvement*



*Enhancing your branding among
prospective stakeholders*



*Improving your visibility and
connections in key markets*



*Developing a sustainable and
high-impact global strategy*

Discover more at: www.qs.com



IRKUTSK NATIONAL RESEARCH TECHNICAL UNIVERSITY

Founded in 1930



TOP-35 RUSSIAN UNIVERSITIES

(ACCORDING TO INTERFAX 2018 NATIONAL RANKING)



17500
STUDENTS



1500
FULL-DEGREE
INTERNATIONAL
STUDENTS



49 RESEARCH LABORATORIES



28 TRAINING AND RESEARCH
LABORATORIES



2 CENTERS OF SHARED USE
(WITH LEADING COMPANIES)
ENGINEERING CENTER TECHNOPARK

KEY RUSSIAN-TAUGHT MAJORS



SUBSURFACE
RESOURCE MANAGEMENT

AIRCRAFT CONSTRUCTION

POWER ENGINEERING

3 FULL-TIME ENGLISH-TAUGHT BACHELOR'S MAJORS

ECOLOGY ENGINEERING
AND PURE ENERGY

SUSTAINABLE
INNOVATIVE ECONOMY

INTERNATIONAL BUSINESS



4 FULL-TIME ENGLISH-TAUGHT DOUBLE DEGREE 1+1 MASTER COURSES

ENERGY

BUSINESS

BIG DATA AND
ERP SYSTEM

UNIQUE MBA COURSE
IN ASIAN BUSINESS

WINTER AND SUMMER SCHOOLS «EXPLORING SIBERIA»

*For those who would like
to become closer to Baikal lake,
study Russian language and culture.*

TO APPLY PLEASE WRITE TO:

OMS@ISTU.EDU PHONE: +73952405200
664074, IRKUTSK, LERMONTOVA STREET № 83
WWW.ISTU.EDU



YONSEI UNIVERSITY

Seoul, Korea

YONSEI UNIVERSITY ADVANCES AS BIOCLUSTER HUB

Yonsei University continues to pursue innovation through cutting-edge research in biotechnology and information technology at the Yonsei International Campus in Songdo, Incheon.

www.yonsei.ac.kr

 [@yonsei.eng](https://www.facebook.com/yonsei.eng)

 [Yonsei University](https://www.linkedin.com/company/yonsei-university)

